


***FINANCIAL REPORTS  
FOR THE MONTH OF  
JANUARY, 2018***

***BRADFORD  
EXEMPTED VILLAGE  
SCHOOL DISTRICT***



Date: 02/01/2018  
Time: 4:28 pm

Page: 1  
(FINSUM)

BRADFORD EX VILL SD  
Financial Report by Fund  
CASH CONTROL

Begin Balance	MTD Receipts	FYTD Receipts	MTD Expenditures	FYTD Expenditures	Current Fund Balance	Current Encumbrances	Unencumbered Fund Balance
TOTAL FOR Fund 001 - GENERAL:							
5,261,260.44	633,665.55	4,125,317.34	507,603.65	3,664,013.82	5,722,563.96	918,446.13	4,804,117.83
TOTAL FOR Fund 002 - BOND RETIREMENT:							
186,858.12	0.00	48,023.92	0.00	117,972.78	116,909.26	0.00	116,909.26
TOTAL FOR Fund 003 - PERMANENT IMPROVEMENT:							
489,183.90	0.00	0.00	0.00	47,920.00	441,263.90	0.00	441,263.90
TOTAL FOR Fund 006 - FOOD SERVICE:							
67,541.44	19,800.75	121,049.39	21,304.43	139,076.31	49,514.52	6,235.95	43,278.57
TOTAL FOR Fund 007 - SPECIAL TRUST:							
50,726.16	0.00	3,500.00	7,500.00	14,500.00	39,726.16	9,250.00	30,476.16
TOTAL FOR Fund 008 - ENDOWMENT:							
54,727.74	67.00	408.12	0.00	0.00	55,135.86	2,000.00	53,135.86
TOTAL FOR Fund 018 - PUBLIC SCHOOL SUPPORT:							
33,783.12	1,002.80	18,123.38	413.25	15,768.62	36,137.88	5,074.07	31,063.81
TOTAL FOR Fund 019 - OTHER GRANT:							
17,266.58	0.00	6,800.00	19.20	5,649.60	18,416.98	0.00	18,416.98
TOTAL FOR Fund 022 - DISTRICT AGENCY:							
0.00	0.00	1,000.00	0.00	46.18	953.82	0.00	953.82
TOTAL FOR Fund 034 - CLASSROOM FACILITIES MAINT.:							
502,200.52	0.00	8,510.81	1,188.00	1,333.62	509,377.71	147,564.82	361,812.89
TOTAL FOR Fund 200 - STUDENT MANAGED ACTIVITY:							
26,823.32	2,553.75	23,554.09	6,949.27	21,602.28	28,775.13	7,747.20	21,027.93
TOTAL FOR Fund 300 - DISTRICT MANAGED ACTIVITY:							
13,370.19	6,678.01	67,032.44	11,508.57	55,097.10	25,305.53	16,276.05	9,029.48
TOTAL FOR Fund 451 - DATA COMMUNICATION FUND:							
0.00	0.00	1,800.00	0.00	0.00	1,800.00	0.00	1,800.00
TOTAL FOR Fund 572 - TITLE I DISADVANTAGED CHILDRE							
0.00	10,000.00	115,190.27	15,500.17	107,677.33	7,512.94	0.00	7,512.94
TOTAL FOR Fund 590 - IMPROVING TEACHER QUALITY:							
0.00	0.00	13,394.62	0.00	0.00	13,394.62	0.00	13,394.62
TOTAL FOR Fund 599 - MISCELLANEOUS FED. GRANT FUND							
0.00	0.00	63,698.58	0.00	33,755.55	29,943.03	0.00	29,943.03

Date: 02/01/2018  
Time: 4:28 pm

BRADFORD EX VILL SD  
Financial Report by Fund  
CASH CONTROL

Page: 2  
(FINSUM)

Begin Balance	MTD Receipts	FYTD Receipts	MTD Expenditures	FYTD Expenditures	Current Fund Balance	Current Encumbrances	Unencumbered Fund Balance
6,703,741.53	673,767.86	4,617,402.96	571,986.54	4,224,413.19	7,096,731.30	1,112,594.22	5,984,137.08

GRAND TOTALS:


DEPOSITORY	MONTH OF JANUARY		VARIANCE
	DECEMBER	JANUARY	
MAIN SOURCE BANK	0	0	\$ -
COVINGTON SAVINGS & LOAN	\$ 48,958.32	\$ 10,928.31	\$ (38,030.01)
COVINGTON SAVINGS & LOAN	\$ 3,060.12	\$ 3,055.13	\$ (4.99)
SECOND NATIONAL BANK	\$ 713,739.56	\$ 715,849.07	\$ 2,109.51
STAR OHIO	\$ 4,221,252.97	\$ 4,358,330.66	\$ 137,077.69
STAR OHIO PLUS	\$ 507,689.01	\$ 508,318.13	\$ 629.12
			\$ -
	\$ 5,494,699.98	\$ 5,596,481.30	\$ 101,781.32
			\$ -
			\$ -
CDARS	\$ 1,500,000.00	\$ 1,500,000.00	\$ -
PETTY CASH	\$ 100.00	\$ 100.00	\$ -
LIBRARY CHANGE FUND	\$ 50.00	\$ 50.00	\$ -
CAFETERIA CHANGE FUND	\$ 100.00	\$ 100.00	\$ -
			\$ -
	\$ 6,994,949.98	\$ 7,096,731.30	\$ 101,781.32
			\$ -
			\$ -

DATE: 02/01/2018  
TIME: 14:52

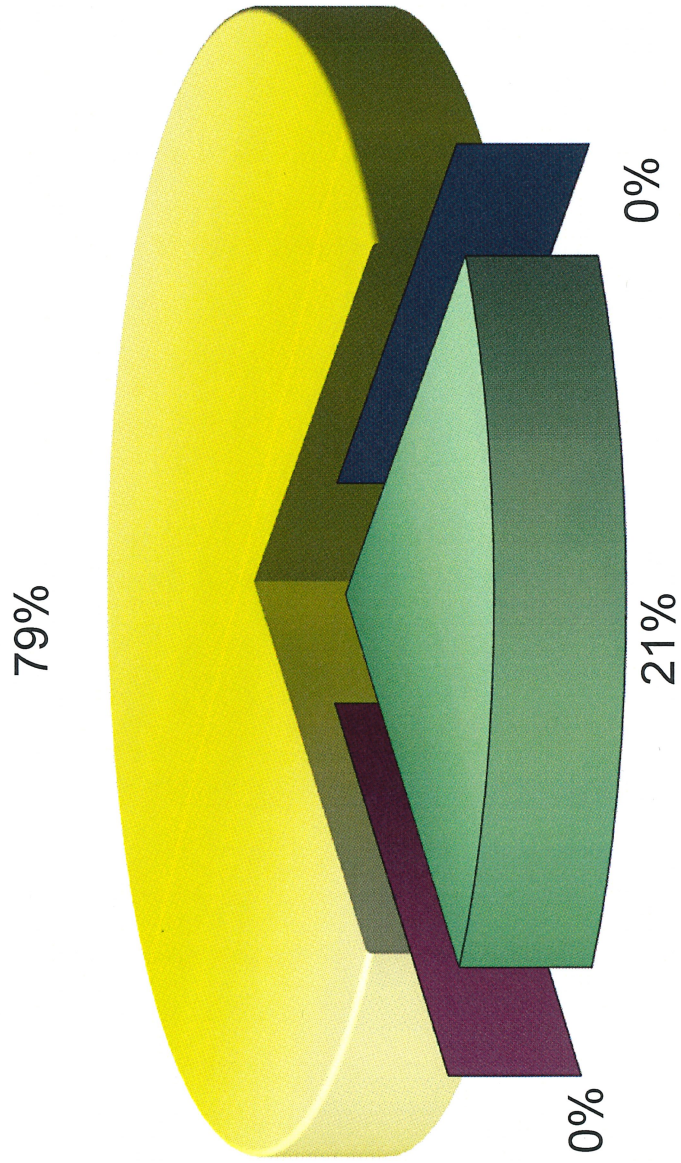
BRADFORD EX VILL SD  
CASH RECONCILIATION AS OF 01/31/2018

PAGE: 1  
(USAEMSED)

	SUB-TOTALS	TOTALS
	-----	-----
Gross Depository Balances:		
SECOND NATIONAL BANK	\$ 715,849.07	
COVINGTON SAVINGS & LOAN	77,334.36	
COVINGTON SAVINGS & LOAN-ATHLETC	3,055.13	
STAR OHIO	4,358,330.66	
STAR OHIO PLUS	508,318.13	
MAIN SOURCE BANK	17,992.86	
	-----	
Total Depository Balances (Gross)		\$ 5,680,880.21
Adjustments to Bank Balance:		
Cash in Transit to Bank	\$ 283.05	
Outstanding Checks	84,681.96-	
Adjustments	0.00	
	-----	
Total Adjustments to Bank Balance		84,398.91-
Investments:		
Treasury Bonds and Notes	\$ 0.00	
Certificate of Deposits	1,500,000.00	
Other Securities	0.00	
Other Investments:		
	-----	
Total Investments		1,500,000.00
Cash on Hand:		
Petty Cash:		
BOE PETTY CASH	\$ 100.00	
Change Cash:		
CAFETERIA CHANGE FUND	\$ 100.00	
LIBRARY CHANGE FUND	50.00	
Cash with Fiscal Agent	0.00	
	-----	
Total Cash on Hand		250.00
		-----
Total Balances		\$ 7,096,731.30
		=====
Total Fund Balance		\$ 7,096,731.30
		=====
Depository Clearance Accounts:		
	-----	
Total Clearance Account Balances		\$ 0.00

  
-----  
Treasurer

# INVESTMENT DECEMBER 2017



CD'S

US AGENCIES

MONEY MARKETS

MUTUAL FUND

	MONTHLY ESTIMATE	MONTHLY ACTUAL	MONTHLY DIFFERENCE	FISCAL YTD ESTIMATE	FISCAL YTD ACTUAL	FISCAL YTD DIFFERENCE
<b>REVENUES</b>						
01.010 General Property (Real Estate)	0	377,755	377,755	0	377,755	377,755
01.020 Tangible Personal Property Tax	0	22,753	22,753	0	22,753	22,753
01.030 Income Tax	0	849,478	849,478	0	849,478	849,478
01.035 Unrestricted Grants-in-Aid	0	2,444,669	2,444,669	0	2,444,669	2,444,669
01.040 Restricted Grants-in-Aid	0	23,341	23,341	0	23,341	23,341
01.045 Restricted Grants-in-Aid - SFSF	0	0	0	0	0	0
01.050 Property Tax Allocation	0	76,683	76,683	0	76,683	76,683
01.060 All Other Operating Revenue	0	305,377	305,377	0	305,377	305,377
01.070 Total Revenue	0	4,100,056	4,100,056	0	4,100,056	4,100,056
<b>OTHER FINANCING SOURCES</b>						
02.010 Proceeds from Sale of Notes	0	0	0	0	0	0
02.020 State Emergency Loans & Advancements (Approved)	0	0	0	0	0	0
02.040 Operating Transfers-In	0	0	0	0	0	0
02.050 Advances-In	0	0	0	0	0	0
02.060 All Other Financing Sources	0	25,261	25,261	0	25,261	25,261
02.070 Total Other Financing Sources	0	25,261	25,261	0	25,261	25,261
02.080 Total Revenues and Other Financing Sources	0	4,125,317	4,125,317	0	4,125,317	4,125,317
<b>EXPENDITURES</b>						
03.010 Personal Services	0	1,829,194	1,829,194	0	1,829,194	1,829,194
03.020 Employees' Retirement/Insurance Benefits	0	695,481	695,481	0	695,481	695,481
03.030 Purchased Services	0	883,601	883,601	0	883,601	883,601
03.040 Supplies and Materials	0	44,540	44,540	0	44,540	44,540
03.050 Capital Outlay	0	40,561	40,561	0	40,561	40,561
03.060 Intergovernmental	0	0	0	0	0	0
04.010 Debt Service: All Principal (Historical)	0	0	0	0	0	0
04.020 Debt Service: Principal - Notes	0	0	0	0	0	0
04.030 Debt Service: Principal - State Loans	0	0	0	0	0	0
04.040 Debt Service: Principal - State Advancements	0	0	0	0	0	0
04.050 Debt Service: Principal - HB 264 Loans	0	0	0	0	0	0
04.055 Debt Service: Principal - Other	0	0	0	0	0	0
04.060 Debt Service: Interest and Fiscal Charges	0	0	0	0	0	0
04.300 Other Objects	0	61,720	61,720	0	61,720	61,720
04.500 Total Expenditures	0	3,555,097	3,555,097	0	3,555,097	3,555,097
<b>OTHER FINANCING USES</b>						
05.010 Operating Transfers - Out	0	0	0	0	0	0
05.020 Advances - Out	0	108,918	108,918	0	108,918	108,918
05.030 All Other Financing Uses	0	0	0	0	0	0
05.040 Total Other Financing Uses	0	108,918	108,918	0	108,918	108,918
05.050 Total Expenditure and Other Financing Uses	0	3,664,015	3,664,015	0	3,664,015	3,664,015
06.010 Excess Rev & Oth Financing Sources over (under) Exp &	0	461,302	461,302	0	461,302	461,302
07.010 Beginning Cash Balance	0	5,261,260	5,261,260	0	5,261,260	5,261,260
07.020 Ending Cash Balance	0	5,722,562	5,722,562	0	5,722,562	5,722,562
08.010 Outstanding Encumbrances	0	0	0	0	0	0

List of Receipt Items by Date  
MONTHLY REVENUE POSTINGS

=====

Receipt Number	Item Number	Stat	Stat2	Description	Amount
----------------	-------------	------	-------	-------------	--------

Receipt Date: 01/02/2018

994040	0001	A		MSG BK VS ANSONIA	279.00
				RECEIPT TOTAL:	279.00
				TOTAL FOR DATE: 01/02/2018	279.00

Receipt Date: 01/03/2018

994041	0001	A		Student Breakfast	11.00
994041	0002	A		Adult Breakfast	0.00
994041	0003	A		Student Breakfast	0.50
994041	0004	A		Student Lunch Receipts	358.15
994041	0005	A		Student Milk Receipts	0.50
994041	0006	A		Student Alacarte	86.25
994041	0007	A		Adult Alacarte	50.00
994041	0008	A		Received On Account	( 226.79)

RECEIPT TOTAL: 279.61

994042	0001	A		Building Rental Gym, etc	1,000.00
--------	------	---	--	--------------------------	----------

RECEIPT TOTAL: 1,000.00

994043	0001	A		SCHOOL LUNCH PROGRAM	2,062.84
--------	------	---	--	----------------------	----------

RECEIPT TOTAL: 2,062.84

994045	0001	A		Cindy Fair # 8759	18.00
--------	------	---	--	-------------------	-------

RECEIPT TOTAL: 18.00

TOTAL FOR DATE: 01/03/2018 3,360.45

Receipt Date: 01/04/2018

994044	0001	A		Student Breakfast	19.25
994044	0002	A		Adult Breakfast	0.00
994044	0003	A		Student Breakfast	4.25
994044	0004	A		Student Lunch Receipts	328.75
994044	0005	A		Student Milk Receipts	1.00
994044	0006	A		Student Alacarte	125.60
994044	0007	A		Adult Alacarte	47.50
994044	0008	A		Received On Account	143.70



Receipt    Item
   
Number    Number    Stat    Stat2    Description                                Amount

Receipt Date: 01/04/2018

				RECEIPT TOTAL:	670.05
994047	0001	A		Cash	80.00
				RECEIPT TOTAL:	80.00
994048	0001	A		Cash	10.00
				RECEIPT TOTAL:	10.00
994049	0001	A		MS BBK VS TRIVILLAGE	340.00
				RECEIPT TOTAL:	340.00
				TOTAL FOR DATE: 01/04/2018	1,100.05

Receipt Date: 01/05/2018

994046	0001	B	EX	LEVPRO Adj. 12/09/17-12/22/17	553.58
994046	0002	B	EX	LEVPRO Adj. 12/09/17-12/22/17	341.91
994046	0003	B	EX	LEVPRO Adj. 12/09/17-12/22/17	478.62
994046	0004	B	EX	LEVPRO Adj. 12/09/17-12/22/17	( 553.58)
994046	0005	B	EX	LEVPRO Adj. 12/09/17-12/22/17	( 341.91)
994046	0006	B	EX	LEVPRO Adj. 12/09/17-12/22/17	( 80.64)
994046	0007	B	EX	LEVPRO Adj. 12/09/17-12/22/17	( 397.98)
994046	0008	B	EX	LEVPRO Adj. 12/09/17-12/22/17	198.99
994046	0009	B	EX	LEVPRO Adj. 12/09/17-12/22/17	224.07
994046	0010	B	EX	LEVPRO Adj. 12/09/17-12/22/17	770.88
994046	0011	B	EX	LEVPRO Adj. 12/09/17-12/22/17	1,091.07
994046	0012	B	EX	LEVPRO Adj. 12/09/17-12/22/17	( 727.38)
994046	0013	B	EX	LEVPRO Adj. 12/09/17-12/22/17	( 385.44)
994046	0014	B	EX	LEVPRO Adj. 12/09/17-12/22/17	( 198.99)
994046	0015	B	EX	LEVPRO Adj. 12/09/17-12/22/17	( 224.07)
994046	0016	B	EX	LEVPRO Adj. 12/09/17-12/22/17	( 385.44)
994046	0017	B	EX	LEVPRO Adj. 12/09/17-12/22/17	( 363.69)
994046	0018	B	EX	LEVPRO Adj. 12/09/17-12/22/17	469.35
994046	0019	B	EX	LEVPRO Adj. 12/09/17-12/22/17	( 322.55)
994046	0020	B	EX	LEVPRO Adj. 12/09/17-12/22/17	( 146.80)
994046	0021	B	EX	LEVPRO Adj. 12/09/17-12/22/17	171.23
994046	0022	B	EX	LEVPRO Adj. 12/09/17-12/22/17	( 171.23)
994046	0023	B	EX	LEVPRO Adj. 12/09/17-12/22/17	50.20
994046	0024	B	EX	LEVPRO Adj. 12/09/17-12/22/17	( 50.20)
994046	0025	B	EX	LEVPRO Adj. 12/09/17-12/22/17	43.20
994046	0026	B	EX	LEVPRO Adj. 12/09/17-12/22/17	( 43.20)
994046	0027	B	EX	LEVPRO Adj. 12/09/17-12/22/17	340.91

List of Receipt Items by Date  
MONTHLY REVENUE POSTINGS

Receipt Number	Item Number	Stat	Stat2	Description	Amount
----------------	-------------	------	-------	-------------	--------

Receipt Date: 01/05/2018

994046	0028	B	EX	LEVPRO Adj. 12/09/17-12/22/17 (	340.91)
994046	0029	B	EX	LEVPRO Adj. 12/09/17-12/22/17	331.92
994046	0030	B	EX	LEVPRO Adj. 12/09/17-12/22/17 (	331.92)
994046	0031	B	EX	LEVPRO Adj. 12/09/17-12/22/17	104.98
994046	0032	B	EX	LEVPRO Adj. 12/09/17-12/22/17 (	104.98)
994046	0033	B	EX	LEVPRO Adj. 12/09/17-12/22/17	314.96
994046	0034	B	EX	LEVPRO Adj. 12/09/17-12/22/17 (	314.96)

RECEIPT TOTAL: 0.00

994050	0001	A		BBV VS TRI-VILLAGE	878.00
--------	------	---	--	--------------------	--------

RECEIPT TOTAL: 878.00

TOTAL FOR DATE: 01/05/2018 878.00

Receipt Date: 01/06/2018

994051	0001	A		MSGBK VS BETHEL	330.00
--------	------	---	--	-----------------	--------

RECEIPT TOTAL: 330.00

994052	0001	A		GVBK VS ST HENRY	248.00
--------	------	---	--	------------------	--------

RECEIPT TOTAL: 248.00

TOTAL FOR DATE: 01/06/2018 578.00

Receipt Date: 01/09/2018

994053	0001	A		Kindergarten Snack	405.65
994053	0002	A		Ice Cream for Renaissance	167.30

RECEIPT TOTAL: 572.95

994054	0001	A		Student Breakfast	19.00
994054	0002	A		Adult Breakfast	0.00
994054	0003	A		Student Breakfast	4.50
994054	0004	A		Student Lunch Receipts	310.55
994054	0005	A		Student Milk Receipts	0.50
994054	0006	A		Student Alacarte	123.75
994054	0007	A		Adult Alacarte	29.25
994054	0008	A		Received On Account	107.30

RECEIPT LIST  
List of Receipt Items by Date  
MONTHLY REVENUE POSTINGS

Receipt Item  
Number Number Stat Stat2 Description Amount

Receipt Date: 01/09/2018

RECEIPT TOTAL: 594.85

994059 0001 A BBV VS NEWTON 696.00

RECEIPT TOTAL: 696.00

TOTAL FOR DATE: 01/09/2018 1,863.80

Receipt Date: 01/10/2018

994055 0001 A LUNCH-PUBLIC SECT 11 7,978.54

994055 0002 A LUNCH-PUBLIC SECT 11 244.44

994055 0003 A CRRS BREAKFAST REIMB - DEC 17 1,967.12

RECEIPT TOTAL: 10,190.10

994056 0001 A Student Breakfast 13.35

994056 0002 A Adult Breakfast 2.50

994056 0003 A Student Breakfast 4.00

994056 0004 A Student Lunch Receipts 321.30

994056 0005 A Student Milk Receipts 0.50

994056 0006 A Student Alacarte 86.50

994056 0007 A Adult Alacarte 44.25

994056 0008 A Received On Account ( 235.31)

RECEIPT TOTAL: 237.09

994058 0001 A Student Breakfast 26.60

994058 0002 A Adult Breakfast 3.00

994058 0003 A Student Breakfast 2.00

994058 0004 A Student Lunch Receipts 282.35

994058 0005 A Student Milk Receipts 0.50

994058 0006 A Student Alacarte 106.00

994058 0007 A Adult Alacarte 31.00

994058 0008 A Received On Account ( 177.65)

RECEIPT TOTAL: 273.80

TOTAL FOR DATE: 01/10/2018 10,700.99

Receipt Date: 01/11/2018

994057 0001 A HS PRINCIPAL COKE SALES 78.00

List of Receipt Items by Date  
MONTHLY REVENUE POSTINGS

Receipt Number	Item Number	Stat	Stat2	Description	Amount
----------------	-------------	------	-------	-------------	--------

Receipt Date: 01/11/2018

RECEIPT TOTAL: 78.00

994060	0001	A		cash receipts cookie dough	283.00
994060	0002	A		Maxwell #9559 cookie dough	70.00
994060	0003	A		beck #135 cookie dough	10.00
994060	0004	A		Maxwell # 9545 cookie dough	20.00
994060	0005	A		Surber #14997 cookie dough	10.00
994060	0006	A		R Latino #6291 cookie dough	20.00
994060	0007	A		Maxwell #9546 cookie dough	10.00
994060	0008	A		Zea #289 Cookie Dough	30.00

RECEIPT TOTAL: 453.00

TOTAL FOR DATE: 01/11/2018 531.00

Receipt Date: 01/12/2018

994061	0001	A		Opportunity Grant	112,747.77
994061	0002	A		Targeted Assistance	35,408.48
994061	0003	A		K-3 Literacy	2,359.90
994061	0004	A		Economic Disadvantaged Funding	1,453.09
994061	0005	A		Limited Eng Proficiency Fundin	214.46
994061	0006	A		Gifted Education Funding	2,125.08
994061	0007	A		Transportation	7,595.22
994061	0008	A		Special Education Addl Funding	15,989.59
994061	0009	A		Capacity Aid	36,720.34
994061	0010	A		Graduation Bonus	0.00
994061	0011	A		Third Grade Reading Bonus (	303.25)
994061	0012	A		Career Tech Education Funding	671.78
994061	0013	A		Preschool Special Education	5,286.55
994061	0014	A		Special Education Transportat	113.87
994061	0015	A		Open Enrollment Adjustment	21,880.35
994061	0016	B	EX	Educational Service Center (	233.24)
994061	0017	B	EX	Open Enrollment Adjustment (	15,872.17)
994061	0018	B	EX	Community School Adjustment (	8,695.25)
994061	0019	B	EX	Scholarship Transfer (	4,102.86)
994061	0020	B	EX	Other Adjustment -negative (	34.28)
994061	0021	B	EX	SF14 Regular Tuition	0.00
994061	0022	B	EX	SF14 Special Education Tuition (	229.36)
994061	0023	B	EX	College Credit Plus (	42.14)
994061	0024	B	EX	School Employees Retirement Sy (	6,090.00)
994061	0025	B	EX	State Teachers Retirement Sys (	26,612.00)

RECEIPT TOTAL: 180,351.93

List of Receipt Items by Date  
MONTHLY REVENUE POSTINGS

Receipt Number	Item Number	Stat	Stat2	Description	Amount
----------------	-------------	------	-------	-------------	--------

Receipt Date: 01/12/2018

994062	0001	A		GVBK VS ARCANUM	376.00
--------	------	---	--	-----------------	--------

RECEIPT TOTAL: 376.00

994119	0001	A		Opportunity Grant	( 112,747.77)
994119	0002	A		Targeted Assistance	( 35,408.48)
994119	0003	A		K-3 Literacy	( 2,359.90)
994119	0004	A		Economic Disadvantaged Funding	( 1,453.09)
994119	0005	A		Limited Eng Proficiency Fundin	( 214.46)
994119	0006	A		Gifted Education Funding	( 2,125.08)
994119	0007	A		Transportation	( 7,595.22)
994119	0008	A		Special Education Addl Funding	( 15,989.59)
994119	0009	A		Capacity Aid	( 36,720.34)
994119	0010	A		Graduation Bonus	0.00
994119	0011	A		Third Grade Reading Bonus	303.25
994119	0012	A		Career Tech Education Funding	( 671.78)
994119	0013	A		Preschool Special Education	( 5,286.55)
994119	0014	A		Special Education Transportat	( 113.87)
994119	0015	A		Open Enrollment Adjustment	( 21,880.35)
994119	0016	B	EX	Educational Service Center	233.24
994119	0017	B	EX	Open Enrollment Adjustment	15,872.17
994119	0018	B	EX	Community School Adjustment	8,695.25
994119	0019	B	EX	Scholarship Transfer	4,102.86
994119	0020	B	EX	Other Adjustment -negative	34.28
994119	0021	B	EX	SF14 Regular Tuition	0.00
994119	0022	B	EX	SF14 Special Education Tuition	229.36
994119	0023	B	EX	College Credit Plus	42.14
994119	0024	B	EX	School Employees Retirement Sy	6,090.00
994119	0025	B	EX	State Teachers Retirement Sys	26,612.00

RECEIPT TOTAL: ( 180,351.93)

994120	0001	A		Opportunity Grant	76,948.59
994120	0002	A		Targeted Assistance	23,130.55
994120	0003	A		K-3 Literacy	1,700.59
994120	0004	A		Economic Disadvantaged Funding	1,350.34
994120	0005	A		Limited Eng Proficiency Fundin	( 5.60)
994120	0006	A		Gifted Education Funding	1,566.40
994120	0007	A		Transportation	3,936.04
994120	0008	A		Special Education Addl Funding	9,291.70
994120	0009	A		Capacity Aid	45,734.59
994120	0010	A		Graduation Bonus	0.00
994120	0011	A		Third Grade Reading Bonus	0.00
994120	0012	A		Career Tech Education Funding	47.51
994120	0013	A		Preschool Special Education	547.92
994120	0014	A		Special Education Transportat	( 196.49)
994120	0015	A		Open Enrollment Adjustment	14,277.18

List of Receipt Items by Date  
MONTHLY REVENUE POSTINGS

Receipt Item  
Number Number Stat Stat2 Description Amount

Receipt Date: 01/12/2018

Receipt Number	Item Number	Stat	Stat2	Description	Amount
994120	0016	B	EX	Educational Service Center	( 886.09)
994120	0017	B	EX	Open Enrollment Adjustment	( 18,623.14)
994120	0018	B	EX	Community School Adjustment	( 2,522.62)
994120	0019	B	EX	Scholarship Transfer	( 1,349.88)
994120	0020	B	EX	Other Adjustment -negative	( 3,298.61)
994120	0021	B	EX	SF14 Regular Tuition	( 186.89)
994120	0022	B	EX	SF14 Special Education Tuition	( 227.73)
994120	0023	B	EX	College Credit Plus	( 1,087.89)
994120	0024	B	EX	School Employees Retirement Sy	( 6,034.00)
994120	0025	B	EX	State Teachers Retirement Sys	( 13,530.00)

RECEIPT TOTAL: 130,582.47

TOTAL FOR DATE: 01/12/2018 130,958.47

Receipt Date: 01/16/2018

Receipt Number	Item Number	Stat	Stat2	Description	Amount
994065	0001	A		MSGBK VS MIAMI EAST	304.00

RECEIPT TOTAL: 304.00

TOTAL FOR DATE: 01/16/2018 304.00

Receipt Date: 01/17/2018

Receipt Number	Item Number	Stat	Stat2	Description	Amount
994063	0001	A		Student Breakfast	15.10
994063	0002	A		Adult Breakfast	5.00
994063	0003	A		Student Breakfast	0.75
994063	0004	A		Student Lunch Receipts	318.60
994063	0005	A		Student Milk Receipts	1.00
994063	0006	A		Student Alacarte	134.95
994063	0007	A		Adult Alacarte	45.00
994063	0008	A		Received On Account	( 276.93)

RECEIPT TOTAL: 243.47

Receipt Number	Item Number	Stat	Stat2	Description	Amount
994064	0001	A		Kindergarten Snack	255.24

RECEIPT TOTAL: 255.24

TOTAL FOR DATE: 01/17/2018 498.71

List of Receipt Items by Date  
MONTHLY REVENUE POSTINGS

Receipt Number	Item Number	Stat	Stat2	Description	Amount
-------------------	----------------	------	-------	-------------	--------

Receipt Date: 01/18/2018

994066	0001	A		HS PRINCIPAL COKE SALES	39.00
--------	------	---	--	-------------------------	-------

				RECEIPT TOTAL:	39.00
--	--	--	--	----------------	-------

994067	0001	A		Cash shirt sales	16.00
994067	0002	A		dunlevy # 6655-Shirt Sales	41.00

				RECEIPT TOTAL:	57.00
--	--	--	--	----------------	-------

994069	0001	A		December 2018 Groceries & food	2,053.73
--------	------	---	--	--------------------------------	----------

				RECEIPT TOTAL:	2,053.73
--	--	--	--	----------------	----------

994070	0001	A		Student Breakfast	22.40
994070	0002	A		Adult Breakfast	3.50
994070	0003	A		Student Breakfast	4.25
994070	0004	A		Student Lunch Receipts	300.65
994070	0005	A		Student Milk Receipts	2.00
994070	0006	A		Student Alacarte	121.40
994070	0007	A		Adult Alacarte	58.25
994070	0008	A		Received On Account	( 65.80)

				RECEIPT TOTAL:	446.65
--	--	--	--	----------------	--------

				TOTAL FOR DATE: 01/18/2018	2,596.38
--	--	--	--	----------------------------	----------

Receipt Date: 01/19/2018

994068	0001	B	EX	LEVPRO Adj. 08/07/17-01/19/18	611.64
994068	0002	B	EX	LEVPRO Adj. 08/07/17-01/19/18	873.41
994068	0003	B	EX	LEVPRO Adj. 08/07/17-01/19/18	308.37
994068	0004	B	EX	LEVPRO Adj. 08/07/17-01/19/18	341.91
994068	0005	B	EX	LEVPRO Adj. 08/07/17-01/19/18	1,466.77
994068	0006	B	EX	LEVPRO Adj. 08/07/17-01/19/18	639.03
994068	0007	B	EX	LEVPRO Adj. 08/07/17-01/19/18	1,041.48
994068	0008	B	EX	LEVPRO Adj. 08/07/17-01/19/18	622.96
994068	0009	B	EX	LEVPRO Adj. 08/07/17-01/19/18	155.10
994068	0010	B	EX	LEVPRO Adj. 08/07/17-01/19/18	799.44
994068	0011	B	EX	LEVPRO Adj. 08/07/17-01/19/18	1,539.61
994068	0012	B	EX	LEVPRO Adj. 08/07/17-01/19/18	( 509.70)
994068	0013	B	EX	LEVPRO Adj. 08/07/17-01/19/18	( 319.83)
994068	0014	B	EX	LEVPRO Adj. 08/07/17-01/19/18	( 965.84)
994068	0015	B	EX	LEVPRO Adj. 08/07/17-01/19/18	( 213.01)
994068	0016	B	EX	LEVPRO Adj. 08/07/17-01/19/18	( 867.90)
994068	0017	B	EX	LEVPRO Adj. 08/07/17-01/19/18	( 266.48)
994068	0018	B	EX	LEVPRO Adj. 08/07/17-01/19/18	( 1,008.12)

List of Receipt Items by Date  
MONTHLY REVENUE POSTINGS

Receipt Number	Item Number	Stat	Stat2	Description	Amount
Receipt Date: 01/19/2018					
994068	0019	B	EX	LEVPRO Adj. 08/07/17-01/19/18 (	266.48)
994068	0020	B	EX	LEVPRO Adj. 08/07/17-01/19/18 (	213.01)
994068	0021	B	EX	LEVPRO Adj. 08/07/17-01/19/18 (	101.94)
994068	0022	B	EX	LEVPRO Adj. 08/07/17-01/19/18 (	553.58)
994068	0023	B	EX	LEVPRO Adj. 08/07/17-01/19/18 (	308.37)
994068	0024	B	EX	LEVPRO Adj. 08/07/17-01/19/18 (	341.91)
994068	0025	B	EX	LEVPRO Adj. 08/07/17-01/19/18 (	500.93)
994068	0026	B	EX	LEVPRO Adj. 08/07/17-01/19/18 (	213.01)
994068	0027	B	EX	LEVPRO Adj. 08/07/17-01/19/18 (	173.58)
994068	0028	B	EX	LEVPRO Adj. 08/07/17-01/19/18 (	622.96)
994068	0029	B	EX	LEVPRO Adj. 08/07/17-01/19/18 (	155.10)
994068	0030	B	EX	LEVPRO Adj. 08/07/17-01/19/18 (	266.48)
994068	0031	B	EX	LEVPRO Adj. 08/07/17-01/19/18 (	531.49)
994068	0032	B	EX	LEVPRO Adj. 08/07/17-01/19/18	711.90
994068	0033	B	EX	LEVPRO Adj. 08/07/17-01/19/18	620.79
994068	0034	B	EX	LEVPRO Adj. 08/07/17-01/19/18	560.36
994068	0035	B	EX	LEVPRO Adj. 08/07/17-01/19/18	647.13
994068	0036	B	EX	LEVPRO Adj. 08/07/17-01/19/18	624.82
994068	0037	B	EX	LEVPRO Adj. 08/07/17-01/19/18	438.37
994068	0038	B	EX	LEVPRO Adj. 08/07/17-01/19/18	1,174.36
994068	0039	B	EX	LEVPRO Adj. 08/07/17-01/19/18	275.52
994068	0040	B	EX	LEVPRO Adj. 08/07/17-01/19/18	545.54
994068	0041	B	EX	LEVPRO Adj. 08/07/17-01/19/18	155.10
994068	0042	B	EX	LEVPRO Adj. 08/07/17-01/19/18 (	149.24)
994068	0043	B	EX	LEVPRO Adj. 08/07/17-01/19/18 (	180.77)
994068	0044	B	EX	LEVPRO Adj. 08/07/17-01/19/18 (	110.01)
994068	0045	B	EX	LEVPRO Adj. 08/07/17-01/19/18 (	880.77)
994068	0046	B	EX	LEVPRO Adj. 08/07/17-01/19/18 (	224.07)
994068	0047	B	EX	LEVPRO Adj. 08/07/17-01/19/18 (	181.85)
994068	0048	B	EX	LEVPRO Adj. 08/07/17-01/19/18 (	562.66)
994068	0049	B	EX	LEVPRO Adj. 08/07/17-01/19/18 (	440.02)
994068	0050	B	EX	LEVPRO Adj. 08/07/17-01/19/18 (	450.35)
994068	0051	B	EX	LEVPRO Adj. 08/07/17-01/19/18 (	423.06)
994068	0052	B	EX	LEVPRO Adj. 08/07/17-01/19/18 (	624.82)
994068	0053	B	EX	LEVPRO Adj. 08/07/17-01/19/18 (	438.37)
994068	0054	B	EX	LEVPRO Adj. 08/07/17-01/19/18 (	293.59)
994068	0055	B	EX	LEVPRO Adj. 08/07/17-01/19/18 (	275.52)
994068	0056	B	EX	LEVPRO Adj. 08/07/17-01/19/18 (	363.69)
994068	0057	B	EX	LEVPRO Adj. 08/07/17-01/19/18 (	155.10)
994068	0058	B	EX	LEVPRO Adj. 08/07/17-01/19/18	797.79
994068	0059	B	EX	LEVPRO Adj. 08/07/17-01/19/18 (	567.70)
994068	0060	B	EX	LEVPRO Adj. 08/07/17-01/19/18 (	230.09)
994068	0061	B	EX	LEVPRO Adj. 08/07/17-01/19/18	44.05
994068	0062	B	EX	LEVPRO Adj. 08/07/17-01/19/18 (	44.05)
994068	0063	B	EX	LEVPRO Adj. 08/07/17-01/19/18	2,261.73
994068	0064	B	EX	LEVPRO Adj. 08/07/17-01/19/18 (	540.90)
994068	0065	B	EX	LEVPRO Adj. 08/07/17-01/19/18 (	966.92)



List of Receipt Items by Date  
MONTHLY REVENUE POSTINGS

Receipt Item  
Number Number Stat Stat2 Description Amount

Receipt Date: 01/19/2018

994068	0066	B	EX	LEVPRO Adj. 08/07/17-01/19/18	( 753.91)
994068	0067	B	EX	LEVPRO Adj. 08/07/17-01/19/18	324.50
994068	0068	B	EX	LEVPRO Adj. 08/07/17-01/19/18	( 179.85)
994068	0069	B	EX	LEVPRO Adj. 08/07/17-01/19/18	( 144.65)
994068	0070	B	EX	LEVPRO Adj. 08/07/17-01/19/18	3,294.74
994068	0071	B	EX	LEVPRO Adj. 08/07/17-01/19/18	( 1,904.60)
994068	0072	B	EX	LEVPRO Adj. 08/07/17-01/19/18	( 293.59)
994068	0073	B	EX	LEVPRO Adj. 08/07/17-01/19/18	( 1,096.55)
994068	0074	B	EX	LEVPRO Adj. 08/07/17-01/19/18	856.16
994068	0075	B	EX	LEVPRO Adj. 08/07/17-01/19/18	( 342.46)
994068	0076	B	EX	LEVPRO Adj. 08/07/17-01/19/18	( 171.23)
994068	0077	B	EX	LEVPRO Adj. 08/07/17-01/19/18	( 342.47)
994068	0078	B	EX	LEVPRO Adj. 08/07/17-01/19/18	251.01
994068	0079	B	EX	LEVPRO Adj. 08/07/17-01/19/18	( 50.20)
994068	0080	B	EX	LEVPRO Adj. 08/07/17-01/19/18	( 200.81)
994068	0081	B	EX	LEVPRO Adj. 08/07/17-01/19/18	475.74
994068	0082	B	EX	LEVPRO Adj. 08/07/17-01/19/18	( 250.65)
994068	0083	B	EX	LEVPRO Adj. 08/07/17-01/19/18	( 70.77)
994068	0084	B	EX	LEVPRO Adj. 08/07/17-01/19/18	( 154.32)
994068	0085	B	EX	LEVPRO Adj. 08/07/17-01/19/18	1,321.83
994068	0086	B	EX	LEVPRO Adj. 08/07/17-01/19/18	( 438.46)
994068	0087	B	EX	LEVPRO Adj. 08/07/17-01/19/18	( 438.46)
994068	0088	B	EX	LEVPRO Adj. 08/07/17-01/19/18	( 444.91)
994068	0089	B	EX	LEVPRO Adj. 08/07/17-01/19/18	174.22
994068	0090	B	EX	LEVPRO Adj. 08/07/17-01/19/18	( 174.22)
994068	0091	B	EX	LEVPRO Adj. 08/07/17-01/19/18	340.91
994068	0092	B	EX	LEVPRO Adj. 08/07/17-01/19/18	377.78
994068	0093	B	EX	LEVPRO Adj. 08/07/17-01/19/18	( 340.91)
994068	0094	B	EX	LEVPRO Adj. 08/07/17-01/19/18	( 377.78)
994068	0095	B	EX	LEVPRO Adj. 08/07/17-01/19/18	528.00
994068	0096	B	EX	LEVPRO Adj. 08/07/17-01/19/18	259.20
994068	0097	B	EX	LEVPRO Adj. 08/07/17-01/19/18	( 336.00)
994068	0098	B	EX	LEVPRO Adj. 08/07/17-01/19/18	( 86.40)
994068	0099	B	EX	LEVPRO Adj. 08/07/17-01/19/18	( 192.00)
994068	0100	B	EX	LEVPRO Adj. 08/07/17-01/19/18	( 172.80)
994068	0101	B	EX	LEVPRO Adj. 08/07/17-01/19/18	681.82
994068	0102	B	EX	LEVPRO Adj. 08/07/17-01/19/18	( 340.91)
994068	0103	B	EX	LEVPRO Adj. 08/07/17-01/19/18	( 340.91)
994068	0104	B	EX	LEVPRO Adj. 08/07/17-01/19/18	537.41
994068	0105	B	EX	LEVPRO Adj. 08/07/17-01/19/18	( 537.41)
994068	0106	B	EX	LEVPRO Adj. 08/07/17-01/19/18	1,340.34
994068	0107	B	EX	LEVPRO Adj. 08/07/17-01/19/18	( 663.84)
994068	0108	B	EX	LEVPRO Adj. 08/07/17-01/19/18	( 676.50)
994068	0109	B	EX	LEVPRO Adj. 08/07/17-01/19/18	52.49
994068	0110	B	EX	LEVPRO Adj. 08/07/17-01/19/18	( 52.49)
994068	0111	B	EX	LEVPRO Adj. 08/07/17-01/19/18	281.91
994068	0112	B	EX	LEVPRO Adj. 08/07/17-01/19/18	( 47.16)

List of Receipt Items by Date  
MONTHLY REVENUE POSTINGS

Receipt Number	Item Number	Stat	Stat2	Description	Amount
----------------	-------------	------	-------	-------------	--------

Receipt Date: 01/19/2018

994068	0113	B	EX	LEVPRO Adj. 08/07/17-01/19/18 (	234.75)
994068	0114	B	EX	LEVPRO Adj. 08/07/17-01/19/18	157.48
994068	0115	B	EX	LEVPRO Adj. 08/07/17-01/19/18 (	157.48)
994068	0116	B	EX	LEVPRO Adj. 08/07/17-01/19/18	483.74
994068	0117	B	EX	LEVPRO Adj. 08/07/17-01/19/18 (	483.74)
994068	0118	B	EX	LEVPRO Adj. 08/07/17-01/19/18	863.45
994068	0119	B	EX	LEVPRO Adj. 08/07/17-01/19/18 (	863.45)

RECEIPT TOTAL: 0.00

994071	0001	A		cash/chicken/pork chop dinner	427.00
994071	0002	A		estes #1654chicken/pork chop d	28.00
994071	0003	A		Surber #15026chicken/pork chop	28.00
994071	0004	A		Frantz #4948chicken/pork chop	21.00
994071	0005	A		Canan #3089chicken/pork chop d	28.00
994071	0006	A		Painter #2702 chicken/pork cho	49.00
994071	0007	A		Reck # 4789chicken/pork chop d	28.00
994071	0008	A		Frantz #4946 chicken/pork chop	42.00
994071	0009	A		Leis #6710 chicken/pork chop d	14.00
994071	0010	A		moore #8829 chicken/pork chop	28.00
994071	0011	A		Roberts #2469chicken/pork cho	42.00
994071	0012	A		Lutz # 3813 chicken/pork chop	28.00
994071	0013	A		Bryan # 4640 chicken/pork chop	28.00

RECEIPT TOTAL: 791.00

994072	0001	A		water sales	20.00
--------	------	---	--	-------------	-------

RECEIPT TOTAL: 20.00

994073	0001	A		cash fruit sales	211.00
994073	0002	A		shafer # 2597 fruit sales	48.00

RECEIPT TOTAL: 259.00

994074	0001	A		FFA Dues--cash	20.00
--------	------	---	--	----------------	-------

RECEIPT TOTAL: 20.00

994075	0001	A		Student Breakfast	19.45
994075	0002	A		Adult Breakfast	3.00
994075	0003	A		Student Breakfast	5.50
994075	0004	A		Student Lunch Receipts	355.65
994075	0005	A		Student Milk Receipts	0.50
994075	0006	A		Student Alacarte	130.50
994075	0007	A		Adult Alacarte	47.00
994075	0008	A		Received On Account (	5.95)

List of Receipt Items by Date  
MONTHLY REVENUE POSTINGS

Receipt Number	Item Number	Stat	Stat2	Description	Amount
----------------	-------------	------	-------	-------------	--------

Receipt Date: 01/19/2018

RECEIPT TOTAL: 555.65

994076	0001	A		Box Tops # 2542627	813.80
--------	------	---	--	--------------------	--------

RECEIPT TOTAL: 813.80

994077	0001	A		MS BBK VS FRANKLIN MONROE	404.00
--------	------	---	--	---------------------------	--------

RECEIPT TOTAL: 404.00

994078	0001	A		Maxwell check	170.00
--------	------	---	--	---------------	--------

RECEIPT TOTAL: 170.00

994079	0001	A		BBV VS FRANKLIN MONROE	992.00
--------	------	---	--	------------------------	--------

RECEIPT TOTAL: 992.00

TOTAL FOR DATE: 01/19/2018 4,025.45

Receipt Date: 01/22/2018

994080	0001	A		BBV VS PARKWAY	732.00
--------	------	---	--	----------------	--------

RECEIPT TOTAL: 732.00

994082	0001	A		Gary/Wendy Canan Paige# 2545	45.00
--------	------	---	--	------------------------------	-------

RECEIPT TOTAL: 45.00

994083	0001	A		Jamie Mills (Kyle) cash	35.00
994083	0002	A		Ed&Terri Hoover # 1196	35.00
994083	0003	A		Ricardo&Dana Zea # 338	35.00

RECEIPT TOTAL: 105.00

994084	0001	A		Dunlevy (Bennett # 6662	45.00
994084	0002	A		Hamilton (Noah Hamilton) #4412	45.00
994084	0003	A		Kathy Weldy (Aspen) #3239	45.00

RECEIPT TOTAL: 135.00

994085	0001	A		Penkal (Hunter) cash	35.00
--------	------	---	--	----------------------	-------

RECEIPT LIST  
List of Receipt Items by Date  
MONTHLY REVENUE POSTINGS

Receipt Item  
Number Number Stat Stat2 Description Amount

Receipt Date: 01/22/2018

RECEIPT TOTAL: 35.00

994086	0001	A	Student Breakfast	17.80
994086	0002	A	Adult Breakfast	1.25
994086	0003	A	Student Breakfast	2.75
994086	0004	A	Student Lunch Receipts	302.30
994086	0005	A	Student Milk Receipts	0.00
994086	0006	A	Student Alacarte	126.00
994086	0007	A	Adult Alacarte	29.00
994086	0008	A	Received On Account	263.26

RECEIPT TOTAL: 742.36

994087 0001 A 35.00 1.00

RECEIPT TOTAL: 1.00

994091 0001 A MS BBK VS HOUSTON 256.00

RECEIPT TOTAL: 256.00

TOTAL FOR DATE: 01/22/2018 2,051.36

Receipt Date: 01/23/2018

994081 0001 A MS BBK VS RUSSIA 236.00

RECEIPT TOTAL: 236.00

994088 0001 A Chicken Dinner Fundraiser 21.00

RECEIPT TOTAL: 21.00

994089 0001 A cash cookie dough 110.00

994089 0002 A cookie dough brewer # 312 30.00

RECEIPT TOTAL: 140.00

994090 0001 A Student Breakfast 14.60

994090 0002 A Adult Breakfast 4.50

994090 0003 A Student Breakfast 6.75

994090 0004 A Student Lunch Receipts 301.20

994090 0005 A Student Milk Receipts 0.00

994090 0006 A Student Alacarte 116.75

994090 0007 A Adult Alacarte 27.75

RECEIPT LIST  
List of Receipt Items by Date  
MONTHLY REVENUE POSTINGS

Receipt Number	Item Number	Stat	Stat2	Description	Amount
----------------	-------------	------	-------	-------------	--------

Receipt Date: 01/23/2018

994090	0008	A		Received On Account	( 134.55)
RECEIPT TOTAL:					337.00
TOTAL FOR DATE: 01/23/2018					734.00

Receipt Date: 01/24/2018

994092	0001	A		Student Breakfast	14.90
994092	0002	A		Adult Breakfast	0.00
994092	0003	A		Student Breakfast	7.00
994092	0004	A		Student Lunch Receipts	304.90
994092	0005	A		Student Milk Receipts	0.50
994092	0006	A		Student Alacarte	114.75
994092	0007	A		Adult Alacarte	39.75
994092	0008	A		Received On Account	( 213.96)

RECEIPT TOTAL: 267.84

994093	0001	A		Brushbots contribution	40.00
--------	------	---	--	------------------------	-------

RECEIPT TOTAL: 40.00

994094	0001	A		MSGBK VS TRICOUNTY NORTH	104.00
--------	------	---	--	--------------------------	--------

RECEIPT TOTAL: 104.00

994095	0001	A		Dawn Jackson # 189 yrbook	35.00
--------	------	---	--	---------------------------	-------

RECEIPT TOTAL: 35.00

994096	0001	A		cash yearbook	45.00
994096	0002	A		walker Branson # 10259	45.00

RECEIPT TOTAL: 90.00

994097	0001	A		35.00	34.00
--------	------	---	--	-------	-------

RECEIPT TOTAL: 34.00

TOTAL FOR DATE: 01/24/2018 570.84

Receipt Date: 01/25/2018

994098	0001	A		Student Breakfast	18.40
--------	------	---	--	-------------------	-------

List of Receipt Items by Date  
MONTHLY REVENUE POSTINGS

Receipt Number	Item Number	Stat	Stat2	Description	Amount
----------------	-------------	------	-------	-------------	--------

Receipt Date: 01/25/2018

994098	0002	A		Adult Breakfast	6.00
994098	0003	A		Student Breakfast	6.00
994098	0004	A		Student Lunch Receipts	309.60
994098	0005	A		Student Milk Receipts	0.00
994098	0006	A		Student Alacarte	108.00
994098	0007	A		Adult Alacarte	37.50
994098	0008	A		Received On Account	( 380.85)

RECEIPT TOTAL: 104.65  
TOTAL FOR DATE: 01/25/2018 104.65

Receipt Date: 01/26/2018

994099	0001	A		Student Breakfast	24.25
994099	0002	A		Adult Breakfast	5.50
994099	0003	A		Student Breakfast	1.25
994099	0004	A		Student Lunch Receipts	352.80
994099	0005	A		Student Milk Receipts	0.00
994099	0006	A		Student Alacarte	150.80
994099	0007	A		Adult Alacarte	39.75
994099	0008	A		Received On Account	( 109.50)

RECEIPT TOTAL: 464.85

994100	0001	A		GVBK VS MISSISSINAWA VALLEY	213.00
--------	------	---	--	-----------------------------	--------

RECEIPT TOTAL: 213.00

994101	0001	A		Opportunity Grant	77,829.60
994101	0002	A		Targeted Assistance	24,029.27
994101	0003	A		K-3 Literacy	1,715.68
994101	0004	A		Economic Disadvantaged Funding	1,390.47
994101	0005	A		Limited Eng Proficiency Fundin	( 5.59)
994101	0006	A		Gifted Education Funding	1,568.87
994101	0007	A		Transportation	3,933.95
994101	0008	A		Special Education Addl Funding	10,758.48
994101	0009	A		Capacity Aid	47,135.04
994101	0010	A		Graduation Bonus	0.00
994101	0011	A		Third Grade Reading Bonus	0.00
994101	0012	A		Career Tech Education Funding	47.50
994101	0013	A		Preschool Special Education	543.82
994101	0014	A		Special Education Transportat	( 196.49)
994101	0015	A		Open Enrollment Adjustment	14,256.41
994101	0016	B	EX	Educational Service Center	( 881.99)
994101	0017	B	EX	Open Enrollment Adjustment	( 19,535.56)

List of Receipt Items by Date  
MONTHLY REVENUE POSTINGS

Receipt Item  
Number Number Stat Stat2 Description Amount

Receipt Date: 01/26/2018

994101	0018	B	EX	Community School Adjustment	( 3,502.09)
994101	0019	B	EX	Scholarship Transfer	( 1,349.87)
994101	0020	B	EX	Other Adjustment -negative	( 3,369.66)
994101	0021	B	EX	SF14 Regular Tuition	( 186.89)
994101	0022	B	EX	SF14 Special Education Tuition	( 227.72)
994101	0023	B	EX	College Credit Plus	( 1,087.89)
994101	0024	B	EX	School Employees Retirement Sy	( 6,034.00)
994101	0025	B	EX	State Teachers Retirement Sys	( 13,530.00)

RECEIPT TOTAL: 133,301.34

TOTAL FOR DATE: 01/26/2018 133,979.19

Receipt Date: 01/29/2018

994102	0001	A		3RD QTR 17 INCOME TAX-SD100	( 9,369.03)
994102	0002	A		3RD QTR 17 INCOME TAX-SD100ES	( 21,625.88)
994102	0003	A		3RD QTR 17 INCOME TAX-SD101	( 231,730.61)
994102	0004	A		3RD QTR 17 INCOME TAX-SD141	( 2,054.96)
994102	0005	A		3RD QTR 17 INCOME TAX-ASSESS	( 3,133.42)
994102	0006	A		3RD QTR 17 INCOME TAX-ASSESS	( 163.61)
994102	0007	A		3RD QTR 17 INCOME TAX-CERT	( 3,436.76)
994102	0008	A		3RD QTR 17 INCOME TAX-CERT	( 54.41)
994102	0009	A		3RD QTR 17 INCOME TAX-REFUND	4,509.04
994102	0010	A		3RD QTR 17 INCOME TAX-REFUND	99.68
994102	0011	A		3RD QTR 17 INCOME TAX-SD100	9,369.03
994102	0012	A		3RD QTR 17 INCOME TAX-SD100E	21,625.88
994102	0013	A		3RD QTR 17 INCOME TAX-SD101	231,730.61
994102	0014	A		3RD QTR 17 INCOME TAX-SD141	2,054.96
994102	0015	A		3RD QTR 17 INCOME TAX-ASSESS	3,133.42
994102	0016	A		3RD QTR 17 INCOME TAX-ASSESS	163.61
994102	0017	A		3RD QTR 17 INCOME TAX-CERT	3,436.76
994102	0018	A		3RD QTR 17 INCOME TAX-CERT	54.41
994102	0019	A		3RD QTR 17 INCOME TAX-REFUND	( 4,509.04)
994102	0020	A		3RD QTR 17 INCOME TAX-REFUND	( 99.68)
994102	0021	B	EX	SDIT CORRECTION-2ND QTR	( 5,037.05)
994102	0022	B	EX	SDIT CORRECTION-3RD QTR	( 4,004.40)
994102	0023	B	EX	SDIT CORRECTION-2ND QTR	5,037.05
994102	0024	B	EX	SDIT CORRECTION-3RD QTR	4,004.40

RECEIPT TOTAL: ( 0.00)

994103 0001 A BBV PRESALE TICKETS 56.00

RECEIPT TOTAL: 56.00

RECEIPT LIST  
List of Receipt Items by Date  
MONTHLY REVENUE POSTINGS

Receipt Item  
Number Number Stat Stat2 Description Amount

Receipt Date: 01/29/2018

994105 0001 A L Kissinger ck 7096 45.00

RECEIPT TOTAL: 45.00

994106 0001 A Student Breakfast 12.30  
994106 0002 A Adult Breakfast 4.75  
994106 0003 A Student Breakfast 6.75  
994106 0004 A Student Lunch Receipts 334.80  
994106 0005 A Student Milk Receipts 0.50  
994106 0006 A Student Alacarte 147.45  
994106 0007 A Adult Alacarte 40.50  
994106 0008 A Received On Account 241.63

RECEIPT TOTAL: 788.68

994107 0001 A Kindergarten Snack 88.10

RECEIPT TOTAL: 88.10

TOTAL FOR DATE: 01/29/2018 977.78

Receipt Date: 01/30/2018

994104 0001 A spirit check money 10.00

RECEIPT TOTAL: 10.00

994108 0001 A 4TH QTR 17 INCOME TAX-SD100 4,170.48  
994108 0002 A 4TH QTR 17 INCOME TAX-SD100E 7,400.66  
994108 0003 A 4TH QTR 17 INCOME TAX-SD101 231,423.87  
994108 0004 A 4TH QTR 17 INCOME TAX-SD141 820.15  
994108 0005 A 4TH QTR 17 INCOME TAX-ASSESS 3,254.33  
994108 0006 A 4TH QTR 17 INCOME TAX-ASSESS 25.87  
994108 0007 A 4TH QTR 17 INCOME TAX-CERT 1,803.71  
994108 0008 A 4TH QTR 17 INCOME TAX-CERT 77.30  
994108 0009 A 4TH QTR 17 INCOME TAX-REFUND ( 2,260.44)  
994108 0010 A 4TH QTR 17 INCOME TAX-REFUND ( 1.22)  
994108 0011 B EX 4TH QTR 17 ADMIN FEE ( 3,700.72)  
994108 0012 A 4TH QTR 17 INTEREST EARNED 653.99

RECEIPT TOTAL: 243,667.98

994109 0001 A MS BBK VS MARION LOCAL 224.00

RECEIPT TOTAL: 224.00



RECEIPT LIST  
List of Receipt Items by Date  
MONTHLY REVENUE POSTINGS

Receipt Item  
Number Number Stat Stat2 Description Amount

Receipt Date: 01/30/2018

994110	0001	A		Brushbots contribution	32.00
RECEIPT TOTAL:					32.00
994113	0001	A		Student Breakfast	10.35
994113	0002	A		Adult Breakfast	6.00
994113	0003	A		Student Breakfast	4.75
994113	0004	A		Student Lunch Receipts	312.80
994113	0005	A		Student Milk Receipts	2.00
994113	0006	A		Student Alacarte	122.00
994113	0007	A		Adult Alacarte	28.00
994113	0008	A		Received On Account	( 231.75)
RECEIPT TOTAL:					254.15
994114	0001	A		Land O' Lakes Rebate	36.71
RECEIPT TOTAL:					36.71
TOTAL FOR DATE: 01/30/2018					244,224.84

Receipt Date: 01/31/2018

122326	0001	F		TO ADVANCE TO TITLE ONE 9718	10,000.00
RECEIPT TOTAL:					10,000.00
994111	0001	A		Trail Mix Sales	124.75
RECEIPT TOTAL:					124.75
994112	0001	A		Kathy Wysong cash	35.00
994112	0002	A		Dennis Fair Chk 8797	35.00
RECEIPT TOTAL:					70.00
994115	0001	A		CASINO REVENUE FY18 #2	12,686.35
RECEIPT TOTAL:					12,686.35
994116	0001	A		Student Breakfast	12.10
994116	0002	A		Adult Breakfast	4.25
994116	0003	A		Student Breakfast	3.75
994116	0004	A		Student Lunch Receipts	313.80
994116	0005	A		Student Milk Receipts	0.00
994116	0006	A		Student Alacarte	145.50

List of Receipt Items by Date  
MONTHLY REVENUE POSTINGS

Receipt Number	Item Number	Stat	Stat2	Description	Amount
----------------	-------------	------	-------	-------------	--------

Receipt Date: 01/31/2018

994116	0007	A		Adult Alacarte	59.75
994116	0008	A		Received On Account	( 256.10)

RECEIPT TOTAL: 283.05

994117	0001	A		01/03/2018	10.00
994117	0002	A		01/05/2018	100.00
994117	0003	A		01/09/2018	179.60
994117	0004	A		01/11/2018	45.00
994117	0005	A		01/16/2018	130.00
994117	0006	A		01/16/2018	35.00
994117	0007	A		01/22/2018	43.00
994117	0008	A		01/23/2018	460.00
994117	0009	A		01/25/2018	130.00
994117	0010	A		01/26/2018	100.00
994117	0011	A		01/29/2018	40.00
994117	0012	A		01/30/2018	146.70
994117	0013	A		01/31/2018	30.00

RECEIPT TOTAL: 1,449.30

994118	0001	A		GF INTEREST JANUARY 18	7,557.03
994118	0002	A		CAFE INTEREST JANUARY 18	60.17
994118	0003	A		WADE INTEREST DECEMBER 17	12.39
994118	0004	A		BEARD INTEREST DECEMBER 17	54.61
994118	0005	A		DECEMBER 17 ATHLETIC INT	0.01
994118	0006	B	EX	ATHLETIC SERVICE CHARGES	( 5.00)
994118	0007	B	EX	MAINSOURCE BANK FEE	( 15.00)

RECEIPT TOTAL: 7,664.21

994121	0001	B	EX	IMMATERIAL CORRECTION	0.48
--------	------	---	----	-----------------------	------

RECEIPT TOTAL: 0.48

TOTAL FOR DATE: 01/31/2018 32,278.14

TOTAL AMOUNT: 572,595.10

Status Codes

A = Receipt	B = Refund, with check
B/NC = Refund, No check	B/EX = Reduction of expenditure
C = Appropriation modification	C/WA = Budget modification
D = Expense supplies distribution	D/EC = Error correction
F = Fund-to-fund transfer	V = Void refund

DATE: 02/01/2018  
TIME: 15:21:34

BRADFORD EX VILL SD  
SUMMARY CHECK REGISTER - ALL CHECKS

PAGE 1  
(CHECKS)

CHECK	DATE	NUMBER - VENDOR - NAME	AMOUNT	O-STS-C	REC/VD
20501	01/05/18	857 STATE TEACHERS	1,965.18	W R	01/31/18
20502	01/05/18	5323 AMERICAN FIDELITY ASSURANCE	21,000.00	W R	01/31/18
20503	01/09/18	4543 AUDITOR OF STATE	61.50	W R	01/31/18
20504	01/09/18	1418 BARGA HEATING, AIR COND.	180.00	W R	01/31/18
20505	01/09/18	818 BRADFORD PTO	100.00	W W	
20506	01/09/18	5150 BRICKER & ECKLER LLP	255.00	W R	01/31/18
20507	01/09/18	956 BROWN SUPPLY COMPANY	505.65	W R	01/31/18
20508	01/09/18	5074 CAPITAL UNIVERSITY	1,500.00	W R	01/31/18
20509	01/09/18	5362 CARDMEMBER SERVICE	871.64	W R	01/31/18
20510	01/09/18	1614 ANGLE, CINDY	114.70	W R	01/31/18
20511	01/09/18	231 DARKE COUNTY EDUCATIONAL	38,096.12	W R	01/31/18
20512	01/09/18	233 DP&L	6,748.91	W R	01/31/18
20513	01/09/18	5320 FLORIDA FARM BUREAU	6,090.45	W R	01/31/18
20514	01/09/18	3348 GEHRET, KAREN	36.84	W R	01/31/18
20515	01/09/18	320 HOCKER'S SERVICE	270.70	W R	01/31/18
20516	01/09/18	6015 JOSEPH HURST	178.00	W W	
20517	01/09/18	4994 KOORSEN FIRE & SECURITY INC	283.65	W R	01/31/18
20518	01/09/18	3714 LOWE'S	647.10	W R	01/31/18
20519	01/09/18	5240 MCGIFFIN, JOHN	357.25	W R	01/31/18
20520	01/09/18	5194 MEDCO	334.38	W R	01/31/18
20521	01/09/18	1963 MIAMI COUNTY EDUCATIONAL	11,718.77	W R	01/31/18
20522	01/09/18	3785 MILTON-UNION EX VILLAGE SCHO	120.00	W R	01/31/18
20523	01/09/18	808 NASCO INC.	19.20	W R	01/31/18
20524	01/09/18	2589 NEOLA OF OHIO INC.	1,244.08	W R	01/31/18
20525	01/09/18	1031 PITNEY BOWES CORP. INC.	405.00	W R	01/31/18
20526	01/09/18	2092 SHERWIN WILLIAMS	10.45	W R	01/31/18
20527	01/09/18	5127 SPIRIT MEDICAL TRANSPORT	3,800.00	W R	01/31/18
20528	01/09/18	539 STANTON'S SHEET MUSIC	89.06	W R	01/31/18
20529	01/09/18	2694 STAPLES CREDIT PLAN	873.25	W R	01/31/18
20530	01/09/18	6034 The Mad Matter, Inc	1,188.00	W R	01/31/18
20531	01/09/18	4599 WOODHULL/FELTZ C/O US BANK	2,150.00	W R	01/31/18
20532	01/09/18	3622 VARTEK SERVICES, INC	6,550.00	W R	01/31/18
20533	01/09/18	3643 VECTREN ENERGY DELIVERY	953.24	W R	01/31/18
20534	01/09/18	593 VILLAGE OF BRADFORD	87.00	W R	01/31/18
20535	01/09/18	3792 WAIBEL ENERGY SYSTEMS, INC	281.00	W R	01/31/18
20536	01/09/18	6036 Warther Woodworking	68.95	W R	01/31/18
20537	01/09/18	4804 WESWURD	540.00	W W	
20538	01/09/18	6041 WILLIAM SHOEMAKER	50.00	W R	01/31/18
20539	01/09/18	721 WRIGHT STATE UNIVERSITY	2,500.00	W R	01/31/18
20540	01/19/18	857 STATE TEACHERS	1,965.18	W R	01/31/18
20541	01/23/18	5242 AMERICAN FIDELITY ADMIN. SVC	44.75	W R	01/31/18
20542	01/23/18	1418 BARGA HEATING, AIR COND.	340.00	W W	
20543	01/23/18	956 BROWN SUPPLY COMPANY	82.40	W R	01/31/18
20544	01/23/18	176 BUCKEYE ASSOCIATION OF	179.00	W R	01/31/18
20545	01/23/18	6044 CINCINNATI LASER RECHARGE	325.00	W W	
20546	01/23/18	6045 CLEVELAND STATE UNIVERSITY	500.00	W W	
20547	01/23/18	184 COCA-COLA BOTTLING CO.	263.25	W R	01/31/18
20548	01/23/18	4406 COUNCIL ON RURAL SERVICE PRG	2,310.00	W W	
20549	01/23/18	3393 DAUGHERTY, BOB	231.83	W W	
20550	01/23/18	5232 DIRECT ENERGY BUSINESS	1,997.76	W R	01/31/18
20551	01/23/18	1888 EDISON COMMUNITY COLLEGE	3,000.00	W W	
20552	01/23/18	3348 GEHRET, KAREN	1,125.00	W W	
20553	01/23/18	320 HOCKER'S SERVICE	844.50	W R	01/31/18
20554	01/23/18	2573 LASTING IMPRESSIONS	50.00	W W	
20555	01/23/18	3973 M & T EXCAVATING	850.00	W R	01/31/18

20556 01/23/18

5162 MAJESTIC FLOORING SYSTEMS LL

1,150.00 W W

DATE: 02/01/2018  
 TIME: 15:21:34

BRADFORD EX VILL SD  
 SUMMARY CHECK REGISTER - ALL CHECKS

PAGE 2  
 (CHECKS)

CHECK	DATE	NUMBER - VENDOR - NAME	AMOUNT	O-STS-C	REC/VD
20557	01/23/18	3604 McVAY'S DAIRY	129.60	W W	
20558	01/23/18	5292 META SOLUTIONS	1,332.22	W R	01/31/18
20559	01/23/18	1196 MISSISSINAWA VALLEY	796.53	W R	01/31/18
20560	01/23/18	1098 MONTGOMERY COUNTY EDUCATIONA	4,118.30	W R	01/31/18
20561	01/23/18	5251 PERFECTION BAKERIES, INC.	178.70	W R	01/31/18
20562	01/23/18	4272 REITER DAIRY OF SPRINGFIELD	921.08	W R	01/31/18
20563	01/23/18	3268 ROMER'S CATERING &	587.35	W R	01/31/18
20564	01/23/18	1265 RUMPKE INC.	596.61	W R	01/31/18
20565	01/23/18	2177 ESTES, RUTHANN	147.50	W R	01/31/18
20566	01/23/18	3280 SHELL OIL COMPANY INC.	918.95	W R	01/31/18
20567	01/23/18	3875 SOLID BLEND TECHNOLOGIES	478.05	W R	01/31/18
20568	01/23/18	883 SOUTHWESTERN OH. EPC	46,284.06	W W	
20569	01/23/18	3899 BREEZE, TABITHA	375.00	W W	
20570	01/23/18	576 THOMA JOE JEWELERS INC	30.00	W R	01/31/18
20571	01/23/18	3675 TIME WARNER CABLE	713.89	W R	01/31/18
20572	01/23/18	2660 UPPER VALLEY MEDICAL CENTER	5,784.48	W W	
20573	01/23/18	4119 W.R. HACKETT INC.	288.00	W R	01/31/18
20574	01/23/18	1779 WAL-MART	136.59	W R	01/31/18
20575	01/25/18	883 SOUTHWESTERN OH. EPC	251.25	W W	
20576	01/29/18	4967 AMERICAN FIDELITY ASSURANCE	1,239.28	W W	
20577	01/29/18	3970 AMERICAN FIDELITY ASSURANCE	2,285.85	W W	
211046	01/05/18	900744 FIFTH THIRD OF	122,721.68	C C	
211047	01/05/18	900744 FIFTH THIRD OF	1,681.96	M M	
211049	01/05/18	900885 School Employees Retirement	359.62	M M	
211050	01/12/18	900006 GFS MEMO VENDOR	3,797.87	M M	
211051	01/12/18	900100 Mainsource Bank	282.50	M M	
211052	01/19/18	900744 FIFTH THIRD OF	121,926.28	C C	
211053	01/19/18	900744 FIFTH THIRD OF	1,668.17	M M	
211054	01/19/18	900885 School Employees Retirement	359.62	M M	
211055	01/22/18	900006 GFS MEMO VENDOR	1,099.28	M M	
211056	01/22/18	902233 Ohio Bureau of Workers Comp	4,909.30	M M	
211057	01/29/18	900006 GFS MEMO VENDOR	2,093.02	M M	
211058	01/29/18	900847 STATE TEACHERS RETIREMENT	.00	M M	
211059	01/29/18	900885 School Employees Retirement	.00	M M	
211060	01/29/18	904510 BRADFORD ATHLETIC DEPT	4,817.45	M M	
211062	01/31/18	900009 BRADFORD Advances	10,000.00	T T	
		VOID V	0		.00
		RECONCILED R	58		128,897.68
		OUTSTANDING W,C,I,T,B	22		320,847.31
		MEMO M	12		21,068.79
		REFUND B	0		.00
		WARRANT W	77		195,097.03
		PAYROLL C	2		244,647.96
		TRANSFERS T	1		10,000.00
		DIST/CORR D	0		.00
		INVESTMENT I	0		.00
		*** TOTAL CHECKS WRITTEN ***	92		470,813.78

MDECA CREATED (FINJOU)

\*\*\* NOTE!! ONLY ACTIVE ACCOUNTS HAVE BEEN SELECTED, TOTALS MAY EXCLUDE AMOUNTS THAT ARE RELATED TO INACTIVE ACCOUNTS. \*\*\*

BEGINNING BALANCE	MTD RECEIPTS	FYTD RECEIPTS	MTD EXPENDITURES	FYTD EXPENDITURES	AVAILABLE BALANCE	TOTAL ENCUMBERED	TOTAL UNENCUMB BALANCE
*****							
** FUND 001 **							
*****							
0000 GENERAL FUND							
\$5,082,439.41	633,665.55	4,119,412.44	506,799.91	3,657,765.93	\$5,544,085.92	\$912,485.41	\$4,631,600.51
9000 GENERAL							
\$ .00	.00	.00	.00	67.98	\$67.98-	\$ .00	\$67.98-
9002 SED BUS PURCHASE SET-ASIDES DARKE CO							
\$31,156.92	.00	.00	.00	.00	\$31,156.92	\$ .00	\$31,156.92
9003 MH BUS PURCHASE SET-ASIDES - DARKE CO							
\$66,502.99	.00	.00	.00	.00	\$66,502.99	\$ .00	\$66,502.99
9045 GENERAL							
\$ .00	.00	5,904.90	.00	.00	\$5,904.90	\$ .00	\$5,904.90
9121 TEXTBOOK AND INSTRUCTIONAL MATERIALS SET-ASID							
\$112,908.50	.00	.00	203.76	2,280.93	\$110,627.57	\$1,296.23	\$109,331.34
9122 CAPITAL MAINTENANCE SET-ASIDES							
\$266,013.32-	.00	.00	599.98	3,898.98	\$269,912.30-	\$4,664.49	\$274,576.79-
9194 GENERAL FUND - STATE BUS PURCHASE ALLOWANCE							
\$4,229.48	.00	.00	.00	.00	\$4,229.48	\$ .00	\$4,229.48
9195 GENERAL FUND - PARITY							
\$116,690.81	.00	.00	.00	.00	\$116,690.81	\$ .00	\$116,690.81
9412 GENERAL STATE SETASIDE							
\$113,345.65	.00	.00	.00	.00	\$113,345.65	\$ .00	\$113,345.65
TOT 001:	\$5,261,260.44	633,665.55	4,125,317.34	507,603.65	3,664,013.82	\$918,446.13	\$4,804,117.83

*****							
** FUND 002 **							
*****							
0000 BOND RETIREMENT 4.12 MILLS BOND REG/BLDG 2020							
\$159,780.27	.00	42,767.67	.00	103,238.91	\$99,309.03	\$ .00	\$99,309.03
9020 BOND RETIREMENT .58 MILLS BOND SITE 2020							
\$27,077.85	.00	5,256.25	.00	14,733.87	\$17,600.23	\$ .00	\$17,600.23
TOT 002:	\$186,858.12	.00	48,023.92	117,972.78	\$116,909.26	\$ .00	\$116,909.26

MDECA CREATED (FINJOU)

\*\*\* NOTE!! ONLY ACTIVE ACCOUNTS HAVE BEEN SELECTED, TOTALS MAY EXCLUDE AMOUNTS THAT ARE RELATED TO INACTIVE ACCOUNTS. \*\*\*

BEGINNING BALANCE	MTD RECEIPTS	FYTD RECEIPTS	MTD EXPENDITURES	FYTD EXPENDITURES	AVAILABLE BALANCE	TOTAL ENCUMBERED	TOTAL UNENCUMB BALANCE
*****							
** FUND 003 **							
*****							
0000 PERMANENT IMPROVEMENT FUND	.00	.00	.00	47,920.00	\$441,263.90	\$ .00	\$441,263.90
\$489,183.90							
TOT 003:	.00	.00	.00	47,920.00	\$441,263.90	\$ .00	\$441,263.90
=====							
*****							
** FUND 006 **							
*****							
0000 LUNCHROOM/FOOD SERVICE	19,800.75	121,049.39	21,304.43	139,076.31	\$49,514.52	\$6,235.95	\$43,278.57
\$67,541.44							
TOT 006:	19,800.75	121,049.39	21,304.43	139,076.31	\$49,514.52	\$6,235.95	\$43,278.57
=====							
*****							
** FUND 007 **							
*****							
9000 UNCLAIMED FUNDS							
\$5,709.53	.00	.00	.00	.00	\$5,709.53	\$ .00	\$5,709.53
9900 BRADFORD FIRE & RESCUE SCHOLARSHIP	.00	.00	500.00	500.00	\$500.00-	\$ .00	\$500.00-
\$ .00							
9901 CREIGLON SCHOLARSHIP FUND	.00	.00	.00	.00	\$1,000.00	\$500.00	\$500.00
\$1,000.00							
9902 BLESSED DIRECTION INC. SCHOLARSHIP	.00	3,500.00	2,000.00	3,000.00	\$5,500.00	\$4,500.00	\$1,000.00
\$5,000.00							
9903 MAX WEAVER SCHOLARSHIP FUND	.00	.00	.00	.00	\$500.00	\$ .00	\$500.00
\$500.00							
9905 MISC SCHOLARSHIP DONATIONS	.00	.00	.00	2,000.00	\$2,750.00-	\$500.00	\$3,250.00-
\$750.00-							
9906 COVINGTON EAGLES SCHOLARSHIP FUND	.00	.00	.00	.00	\$3,274.62	\$1,250.00	\$2,024.62
\$3,274.62							
9907 PEPSI AND COCA-COLA SCHOLARSHIP FUNDS	.00	.00	500.00	500.00	\$2,500.00	\$ .00	\$2,500.00
\$3,000.00							
9908 RICHARD "DICK" HARMON SCHOLARSHIP FUND	.00	.00	2,500.00	2,500.00	\$25,500.00	\$ .00	\$25,500.00
\$28,000.00							

MDECA CREATED (FINJOU)

\*\*\* NOTE!! ONLY ACTIVE ACCOUNTS HAVE BEEN SELECTED, TOTALS MAY EXCLUDE AMOUNTS THAT ARE RELATED TO INACTIVE ACCOUNTS. \*\*\*

BEGINNING BALANCE	MTD RECEIPTS	FYTD RECEIPTS	MTD EXPENDITURES	FYTD EXPENDITURES	AVAILABLE BALANCE	TOTAL ENCUMBERED	TOTAL UNENCUMB BALANCE
9909 VERNON LINDEMAN LINEMAN SCHOLARSHIP \$1,000.00	.00	.00	.00	.00	\$1,000.00	\$ .00	\$1,000.00
9910 AAA SCHOLARSHIP FUND \$ .00	.00	.00	.00	.00	\$ .00	\$ .00	\$ .00
9911 RAY PRUITT SCHOLARSHIP FUND \$ .00	.00	.00	.00	.00	\$ .00	\$ .00	\$ .00
9912 HAROLD MARKER SCHOLARSHIP FUND \$4,000.00	.00	.00	.00	2,000.00	\$2,000.00	\$2,000.00	\$ .00
9986 PRODUCTION PAINT FINISHERS GRANT/SPECIAL TRUS \$7.99-	.00	.00	2,000.00	4,000.00	\$4,007.99-	\$500.00	\$4,507.99-
TOT 007:	.00	3,500.00	7,500.00	14,500.00	\$39,726.16	\$9,250.00	\$30,476.16

\*\*\*\*\*  
\*\* FUND 008 \*\*  
\*\*\*\*\*

0000 WADE KINDERGARTEN \$10,089.03	12.39	110.01	.00	.00	\$10,199.04	\$ .00	\$10,199.04
9202 BEARD ENDOWMENT \$44,638.71	54.61	298.11	.00	.00	\$44,936.82	\$2,000.00	\$42,936.82
TOT 008:	67.00	408.12	.00	.00	\$55,135.86	\$2,000.00	\$53,135.86

\*\*\*\*\*  
\*\* FUND 010 \*\*  
\*\*\*\*\*

0000 CLASSROOM FACILITIES \$ .00	.00	.00	.00	.00	\$ .00	\$ .00	\$ .00
TOT 010:	.00	.00	.00	.00	\$ .00	\$ .00	\$ .00



FINANCIAL REPORT BY FUND (With fund totals)

BRADFORD EX VILL SD

MDECA CREATED (FINJOU)  
\*\*\* NOTE!! ONLY ACTIVE ACCOUNTS HAVE BEEN SELECTED, TOTALS MAY EXCLUDE AMOUNTS THAT ARE RELATED TO INACTIVE ACCOUNTS. \*\*\*

BEGINNING BALANCE	MTD RECEIPTS	FYTD RECEIPTS	MTD EXPENDITURES	FYTD EXPENDITURES	AVAILABLE BALANCE	TOTAL ENCUMBERED	TOTAL UNENCUMB BALANCE
*****							
** FUND 018 **							
*****							
9110 PRINCIPAL FUND - ELEMENTARY	72.00	15,408.50	150.00	12,046.81	\$19,229.30	\$4,435.75	\$14,793.55
9113 ELEMENTARY PRINCIPAL -BOX TOPS	\$12,809.76	813.80	.00	954.78	\$12,668.78	\$45.47	\$12,623.31
9130 HIGH SCHOOL PRINCIPAL FUND	\$2,888.80	1,880.03	263.25	2,767.03	\$2,001.80	\$592.85	\$1,408.95
9131 HIGH SCHOOL PRINCIPAL (AFTER PROM) FUND	\$50.00	.00	.00	.00	\$50.00	\$0.00	\$50.00
9222 HIGH SCHOOL PRINCIPAL FUND LIBRARY	\$2,166.95	21.05	.00	.00	\$2,188.00	\$0.00	\$2,188.00
TOT 018:	\$33,783.12	18,123.38	413.25	15,768.62	\$36,137.88	\$5,074.07	\$31,063.81
*****							
** FUND 019 **							
*****							
9001 SHOPA KIDS IN NEED FOUNDATION GRANT	\$0.35	.00	.00	.00	\$0.35	\$0.00	\$0.35
9003 MIAMI COUNTY FOUNDATION-FEELING GOOD MILE HIG	\$1.84	.00	.00	.00	\$1.84	\$0.00	\$1.84
9004 RADIO & TEL NEWS DIRECTORS FOUND MEDIA TECH	\$174.02	.00	.00	.00	\$174.02	\$0.00	\$174.02
9005 ECO GARDEN GRANT MIAMI COUNTY PARK DISTRICT	\$500.00	.00	.00	.00	\$500.00	\$0.00	\$500.00
9007 REED - VALEDICTORIAN/MEMORIAL	\$310.58	.00	.00	1.00	\$309.58	\$0.00	\$309.58
9008 MIAMI COUNTY FOUNDATION ECO GARDEN GRANT	\$3.75	.00	.00	.00	\$3.75	\$0.00	\$3.75
9009 ELEMENTARY ART - TROY FOUNDATION	\$12.91	.00	.00	.00	\$12.91	\$0.00	\$12.91
9011 MIAMI COUNTY FOUNDATION ALL ABOARD PROGRAM	\$102.22	.00	.00	.00	\$102.22	\$0.00	\$102.22
9012 MAC GRANT	\$1,093.18	.00	.00	.00	\$1,093.18	\$0.00	\$1,093.18
9015 MIAMI COUNTY FOUNDATION ELEMENTARY GRANT	\$20.25	.00	.00	.00	\$20.25	\$0.00	\$20.25
9017 EAGLES-COVINGTON DONATION	\$8,026.64	.00	.00	2,099.00	\$5,927.64	\$0.00	\$5,927.64
9018 MIAMI COUNTY FOUNDATION-ART DISCOVERY CAMP	\$512.62	.00	.00	.00	\$512.62	\$0.00	\$512.62

MDECA CREATED (FINJOU)

\*\*\* NOTE!! ONLY ACTIVE ACCOUNTS HAVE BEEN SELECTED, TOTALS MAY EXCLUDE AMOUNTS THAT ARE RELATED TO INACTIVE ACCOUNTS. \*\*\*

BEGINNING BALANCE	MTD RECEIPTS	FYTD RECEIPTS	MTD EXPENDITURES	FYTD EXPENDITURES	AVAILABLE BALANCE	TOTAL ENCUMBERED	TOTAL UNENCUMB BALANCE
9021 TROY FOUNDATION FIELD TRIP GRANT	.00	.00	.00	.00	\$ .00	\$ .00	\$ .00
9022 MISCELLANEOUS FIELD TRIP GRANTS	\$758.76	.00	.00	.00	\$758.76	\$ .00	\$758.76
9023 VIVIAN RUSSELL KINDERGARTEN FUND	\$57.87	.00	.00	.00	\$57.87	\$ .00	\$57.87
9024 ANNA BIER ART GRANT	\$645.20	400.00	9.60	369.40	\$675.80	\$ .00	\$675.80
9025 COMMUNITY BLOOD CENTER GRANT	\$ .00	.00	.00	.00	\$ .00	\$ .00	\$ .00
9026 BELIEVE IN OHIO GRANT	\$67.65	.00	.00	.00	\$67.65	\$ .00	\$67.65
9027 TRI-COUNTY BOARD OF REC AND MENTAL HEALTH GRA	\$ .00	.00	.00	.00	\$ .00	\$ .00	\$ .00
9131 MIAMI COUNTY FOUNDATION SEMI-ANNUAL GRANT	\$4,968.74	.00	9.60	3,180.20	\$1,788.54	\$ .00	\$1,788.54
9132 OTHER GRANT RENAISSANCE	\$ .00	.00	.00	.00	\$ .00	\$ .00	\$ .00
9222 OTHER GRANT LIBRARY	\$10.00	.00	.00	.00	\$10.00	\$ .00	\$10.00
9517 OTHER GRANT	\$ .00	6,400.00	.00	.00	\$6,400.00	\$ .00	\$6,400.00
TOT 019:	\$17,266.58	6,800.00	19.20	5,649.60	\$18,416.98	\$ .00	\$18,416.98

\*\*\*\*\*  
\*\* FUND 022 \*\*  
\*\*\*\*\*

0000 OHSAA TOURNAMENT ACCOUNTS	.00	1,000.00	.00	46.18	\$953.82	\$ .00	\$953.82
TOT 022:	\$ .00	1,000.00	.00	46.18	\$953.82	\$ .00	\$953.82

\*\*\*\*\*  
\*\* FUND 034 \*\*  
\*\*\*\*\*  
0000 CLASSROOM FAC. MAINT.  
\$502,200.52

.00	8,408.61	1,188.00	1,333.62	\$509,275.51	\$147,564.82	\$361,710.69
-----	----------	----------	----------	--------------	--------------	--------------

MDECA CREATED (FINJOU)

\*\*\* NOTE!! ONLY ACTIVE ACCOUNTS HAVE BEEN SELECTED, TOTALS MAY EXCLUDE AMOUNTS THAT ARE RELATED TO INACTIVE ACCOUNTS. \*\*\*

	BEGINNING BALANCE	MTD RECEIPTS	FYTD RECEIPTS	MTD EXPENDITURES	FYTD EXPENDITURES	AVAILABLE BALANCE	TOTAL ENCUMBERED	TOTAL UNENCUMB BALANCE
9045 MAINTENANCE FUND DELINQUENCIES								
	\$ .00	.00	102.20	.00	.00	\$102.20	\$ .00	\$102.20
TOT 034:	\$502,200.52	.00	8,510.81	1,188.00	1,333.62	\$509,377.71	\$147,564.82	\$361,812.89
=====								
*****								
** FUND 200 **								
*****								
9000 MULTIPLE DISABILITIES CLASS		124.75	868.70	.00	722.07	\$2,377.35	\$24.92	\$2,352.43
9015 CLASS OF 2015	\$ .00	.00	.00	.00	.00	\$ .00	\$ .00	\$ .00
9016 CLASS OF 2016	\$775.02	.00	.00	.00	775.02	\$ .00	\$ .00	\$ .00
9017 CLASS OF 2017	\$1,286.07	.00	.00	.00	1,286.07	\$ .00	\$ .00	\$ .00
9018 CLASS OF 2018	\$1,054.76	57.00	1,466.00	.00	1,728.39	\$792.37	\$50.00	\$742.37
9019 CLASS OF 2019	\$475.50	812.00	2,770.80	587.35	1,522.75	\$1,723.55	\$573.12	\$1,150.43
9020 CLASS OF 2020	\$117.25	593.00	1,485.90	.00	.00	\$1,603.15	\$1,200.00	\$403.15
9119 POWER OF THE PEN	\$280.00	.00	.00	.00	.00	\$280.00	\$ .00	\$280.00
9128 SPANISH CLUB	\$28.73	.00	.00	.00	.00	\$28.73	\$ .00	\$28.73
9130 MUSE MACHINE	\$2,001.22	.00	.00	.00	.00	\$2,001.22	\$ .00	\$2,001.22
9131 DRAMA CLUB	\$6,099.49	.00	.00	.00	.00	\$6,099.49	\$ .00	\$6,099.49
9132 RENAISSANCE	\$ .00	.00	.00	.00	.00	\$ .00	\$ .00	\$ .00
9133 GLEE CLUB	\$368.65	.00	.00	.00	.00	\$368.65	\$ .00	\$368.65
9320 HIGH SCHOOL FAMILY & CONSUMER SCIENCE	\$ .00	.00	.00	.00	.00	\$ .00	\$ .00	\$ .00
9330 FUTURE FARMERS OF AMERICA	\$2,399.18	407.00	11,585.69	6,175.33	12,021.34	\$1,963.53	\$1,108.16	\$855.37
9400 HIGH SCHOOL MUSIC DEPARTMENT	\$541.42	.00	550.00	50.00	50.00	\$1,041.42	\$473.00	\$568.42
9610 ELEMENTARY STUDENT COUNCIL	\$648.32	.00	.00	.00	.00	\$648.32	\$ .00	\$648.32

## MECA CREATED (FINJOU)

\*\*\* NOTE!! ONLY ACTIVE ACCOUNTS HAVE BEEN SELECTED, TOTALS MAY EXCLUDE AMOUNTS THAT ARE RELATED TO INACTIVE ACCOUNTS. \*\*\*

BEGINNING BALANCE	MTD RECEIPTS	FYTD RECEIPTS	MTD EXPENDITURES	FYTD EXPENDITURES	AVAILABLE BALANCE	TOTAL ENCUMBERED	TOTAL UNENCUMB BALANCE
9650 HIGH SCHOOL STUDENT COUNCIL	.00	.00	.00	.00	\$1,179.06	\$ .00	\$1,179.06
9680 YEARBOOK	\$6,859.36	4,827.00	.00	3,167.55	\$8,518.81	\$4,318.00	\$4,200.81
9710 NATIONAL HONOR SOCIETY	\$478.57	.00	136.59	329.09	\$149.48	\$ .00	\$149.48
TOT 200:	\$26,823.32	23,554.09	6,949.27	21,602.28	\$28,775.13	\$7,747.20	\$21,027.93

\*\*\*\*\*

\*\* FUND 300 \*\*

\*\*\*\*\*

9001 HIGH SCHOOL ART

\$721.58 .00

9002 WASHINGTON DC TRIP - 8TH GRADE

.00 4,723.33

9004 MEDIA-TECH CLASS

\$5.57 .00

9190 ROADER BALLOONS

\$.00 .00

9500 ATHLETIC DIRECTOR

\$9,906.40 6,678.01

9501 ATHLETIC DIRECTOR FSN

\$750.00 .00

TOT 300:

\$13,370.19 6,678.01

67,032.44 11,508.57

55,097.10

\$25,305.53

\$16,276.05

\$9,029.48

\*\*\*\*\*

\*\* FUND 451 \*\*

\*\*\*\*\*

9216 FY16 DATA COMM

\$.00 .00

9217 FY17 DATA COMM

\$.00 .00

9718 DATA COMM

\$.00 1,800.00

\$.00 .00

\$.00 .00

\$.00 .00

\$1,800.00

\$.00

\$.00

\$1,800.00

MDECA CREATED (FINJOU)

\*\*\* NOTE!! ONLY ACTIVE ACCOUNTS HAVE BEEN SELECTED, TOTALS MAY EXCLUDE AMOUNTS THAT ARE RELATED TO INACTIVE ACCOUNTS. \*\*\*

BEGINNING BALANCE	MTD RECEIPTS	FYTD RECEIPTS	MTD EXPENDITURES	FYTD EXPENDITURES	AVAILABLE BALANCE	TOTAL ENCUMBERED	TOTAL UNENCUMB BALANCE
\$ .00	.00	1,800.00	.00	.00	\$1,800.00	\$ .00	\$1,800.00
=====							
*****							
** FUND 499 **							
*****							
9209 GIFTED SUPPLEMENTAL FUNDS FY2009		.00	.00	.00	\$ .00	\$ .00	\$ .00
\$ .00							
9210 SAFE ROUTES TO SCHOOL GRANT FY2010		.00	.00	.00	\$ .00	\$ .00	\$ .00
\$ .00							
9211 MISC. STATE GRANT SCHOOL IMPR INCENT AWARD		.00	.00	.00	\$ .00	\$ .00	\$ .00
\$ .00							
9214 OSFC SAFETY AND SECURITY GRANT		.00	.00	.00	\$ .00	\$ .00	\$ .00
\$ .00							
9909 ADVANCED ENERGY GRANT - OHIO DEPT OF DEVELOPM		.00	.00	.00	\$ .00	\$ .00	\$ .00
\$ .00							
TOT 499:	.00	.00	.00	.00	\$ .00	\$ .00	\$ .00
=====							

*****							
** FUND 504 **							
*****							
0000 ED JOBS FUND		.00	.00	.00	\$ .00	\$ .00	\$ .00
\$ .00							
TOT 504:	.00	.00	.00	.00	\$ .00	\$ .00	\$ .00
=====							

*****							
** FUND 506 **							
*****							
0000 RACE TO THE TOP FEDERAL FUNDS		.00	.00	.00	\$ .00	\$ .00	\$ .00
\$ .00							

MDECA CREATED (FINJOU)

\*\*\* NOTE!! ONLY ACTIVE ACCOUNTS HAVE BEEN SELECTED, TOTALS MAY EXCLUDE AMOUNTS THAT ARE RELATED TO INACTIVE ACCOUNTS. \*\*\*

BEGINNING BALANCE	MTD RECEIPTS	FYTD RECEIPTS	MTD EXPENDITURES	FYTD EXPENDITURES	AVAILABLE BALANCE	TOTAL ENCUMBERED	TOTAL UNENCUMB BALANCE
\$1.00	.00	.00	.00	.00	\$1.00	\$1.00	\$1.00
=====							
*****							
** FUND 516 **							
*****							
9209 IDEA B SPECIAL ED FY2009 FLOWTHRU	.00	.00	.00	.00	\$1.00	\$1.00	\$1.00
9210 IDEA B SPECIAL ED FY2010	.00	.00	.00	.00	\$1.00	\$1.00	\$1.00
9211 IDEA B SPECIAL ED FY2011	.00	.00	.00	.00	\$1.00	\$1.00	\$1.00
9212 IDEA B SPECIAL ED FY2012	.00	.00	.00	.00	\$1.00	\$1.00	\$1.00
9213 IDEA B SPECIAL ED FY2013	.00	.00	.00	.00	\$1.00	\$1.00	\$1.00
9214 IDEA B SPECIAL ED FY2014	.00	.00	.00	.00	\$1.00	\$1.00	\$1.00
9215 IDEA B SPECIAL ED FY2015	.00	.00	.00	.00	\$1.00	\$1.00	\$1.00
9216 IDEA B SPECIAL ED FY2016	.00	.00	.00	.00	\$1.00	\$1.00	\$1.00
9217 IDEA B SPECIAL ED FY2017	.00	.00	.00	.00	\$1.00	\$1.00	\$1.00
932N SPECIAL ED - ARRA STIMULUS	.00	.00	.00	.00	\$1.00	\$1.00	\$1.00
932O SPECIAL ED - ARRA STIMULUS	.00	.00	.00	.00	\$1.00	\$1.00	\$1.00
9718 IDEA PART B	.00	.00	.00	.00	\$1.00	\$1.00	\$1.00
TOT 506:	.00	.00	.00	.00	\$1.00	\$1.00	\$1.00
=====							
*****							
** FUND 532 **							
*****							
932N STATE FISCAL STABILIZATION FUND (SFSF) STIMUL	.00	.00	.00	.00	\$1.00	\$1.00	\$1.00
TOT 516:	.00	.00	.00	.00	\$1.00	\$1.00	\$1.00
=====							

\*\*\*\*\*

\*\* FUND 532 \*\*

\*\*\*\*\*

932N STATE FISCAL STABILIZATION FUND (SFSF) STIMUL

\$1.00 .00 .00 .00 .00 \$1.00 \$1.00 \$1.00

TOT 516: .00 .00 .00 .00 .00 \$1.00 \$1.00 \$1.00

=====

\*\*\*\*\*

\*\* FUND 532 \*\*

\*\*\*\*\*

932N STATE FISCAL STABILIZATION FUND (SFSF) STIMUL

\$1.00 .00 .00 .00 .00 \$1.00 \$1.00 \$1.00

TOT 516: .00 .00 .00 .00 .00 \$1.00 \$1.00 \$1.00

=====

MDECA CREATED (FINJOU)

\*\*\* NOTE!! ONLY ACTIVE ACCOUNTS HAVE BEEN SELECTED, TOTALS MAY EXCLUDE AMOUNTS THAT ARE RELATED TO INACTIVE ACCOUNTS. \*\*\*

BEGINNING BALANCE	MTD RECEIPTS	FYTD RECEIPTS	MTD EXPENDITURES	FYTD EXPENDITURES	AVAILABLE BALANCE	TOTAL ENCUMBERED	TOTAL UNENCUMB BALANCE
9320 STATE FISCAL STABILIZATION FUND (SFSF) STIMUL							
\$ .00	.00	.00	.00	.00	\$ .00	\$ .00	\$ .00
TOT 532:	.00	.00	.00	.00	\$ .00	\$ .00	\$ .00
=====							
*****							
** FUND 538 **							
*****							
9210 TITLE II-TECH FY2010	.00	.00	.00	.00	\$ .00	\$ .00	\$ .00
9211 TITLE II-TECH FY2011	.00	.00	.00	.00	\$ .00	\$ .00	\$ .00
9212 TITLE II-D TECH FY2012	.00	.00	.00	.00	\$ .00	\$ .00	\$ .00
TOT 533:	.00	.00	.00	.00	\$ .00	\$ .00	\$ .00
=====							
*****							
** FUND 572 **							
*****							
0000 TITLE I							
9209 TITLE I DISADVANTAGED YOUTH FY2009	.00	148.94	.00	.00	\$148.94	\$ .00	\$148.94
9210 TITLE I DISADVANTAGED YOUTH FY2010	.00	.00	.00	.00	\$ .00	\$ .00	\$ .00
9211 TITLE I DISADVANTAGED YOUTH FY2011	.00	.00	.00	.00	\$ .00	\$ .00	\$ .00
9213 TITLE I DISADVANTAGES YOUTH FY2013	.00	.00	.00	.00	\$ .00	\$ .00	\$ .00
9214 TITLE I DISADVANTAGED YOUTH FY2014	.00	.00	.00	.00	\$ .00	\$ .00	\$ .00
9215 TITLE I DISADVANTAGED YOUTH FY2015	.00	.00	.00	.00	\$ .00	\$ .00	\$ .00
9216 TITLE I DISADVANTAGE YOUTH FY16	.00	.00	.00	.00	\$ .00	\$ .00	\$ .00
9217 TITLE I DISADVANTAGED YOUTH FY17	.00	.00	.00	.00	\$ .00	\$ .00	\$ .00
TOT 572:	32,551.61	32,551.61	.00	21,901.32	\$10,650.29	\$ .00	\$10,650.29
=====							

MDECA CREATED (FINJOU)

\*\*\* NOTE!! ONLY ACTIVE ACCOUNTS HAVE BEEN SELECTED, TOTALS MAY EXCLUDE AMOUNTS THAT ARE RELATED TO INACTIVE ACCOUNTS. \*\*\*

BEGINNING BALANCE	MTD RECEIPTS	FYTD RECEIPTS	MTD EXPENDITURES	FYTD EXPENDITURES	AVAILABLE BALANCE	TOTAL ENCUMBERED	TOTAL UNENCUMB BALANCE
9218 TITLE I DISADVANTAGED YOUTH FY18 \$.00	.00	.00	.00	923.60	\$923.60-	\$ .00	\$923.60-
932N TITLE I STIMULUS FY2010 \$.00	.00	.00	.00	.00	\$ .00	\$ .00	\$ .00
932O TITLE I STIMULUS FY2011 \$.00	.00	.00	.00	.00	\$ .00	\$ .00	\$ .00
9718 TITLE I DISADVANTAGES YOUTH FY18 \$.00	10,000.00	82,489.72	15,500.17	84,852.41	\$2,362.69-	\$ .00	\$2,362.69-
TOT 572:	\$ .00	115,190.27	15,500.17	107,677.33	\$7,512.94	\$ .00	\$7,512.94

\*\*\*\*\*  
\*\* FUND 573 \*\*  
\*\*\*\*\*

9209 TITLE V FY2009 \$.00	.00	.00	.00	.00	\$ .00	\$ .00	\$ .00
TOT 573:	\$ .00	.00	.00	.00	\$ .00	\$ .00	\$ .00

\*\*\*\*\*  
\*\* FUND 584 \*\*  
\*\*\*\*\*

9209 SAFE AND DRUG FREE FY2009 \$.00	.00	.00	.00	.00	\$ .00	\$ .00	\$ .00
9210 SAFE AND DRUG FREE FY2010 \$.00	.00	.00	.00	.00	\$ .00	\$ .00	\$ .00
TOT 584:	\$ .00	.00	.00	.00	\$ .00	\$ .00	\$ .00

\*\*\*\*\*  
\*\* FUND 587 \*\*  
\*\*\*\*\*



MDECA CREATED (FINJOU)

\*\*\* NOTE!! ONLY ACTIVE ACCOUNTS HAVE BEEN SELECTED, TOTALS MAY EXCLUDE AMOUNTS THAT ARE RELATED TO INACTIVE ACCOUNTS. \*\*\*

BEGINNING BALANCE	MTD RECEIPTS	FYTD RECEIPTS	MTD EXPENDITURES	FYTD EXPENDITURES	AVAILABLE BALANCE	TOTAL ENCUMBERED	TOTAL UNENCUMB BALANCE
9209 IDEA PRESCHOOL SPEC ED FY2009 FLOWTHRU \$.00	.00	.00	.00	.00	\$ .00	\$ .00	\$ .00
9210 IDEA PRESCHOOL SPEC ED FY2010 \$.00	.00	.00	.00	.00	\$ .00	\$ .00	\$ .00
9211 IDEA PRESCHOOL SPEC ED FY2011 \$.00	.00	.00	.00	.00	\$ .00	\$ .00	\$ .00
9212 IDEA PRESCHOOL SPEC ED FY2012 \$.00	.00	.00	.00	.00	\$ .00	\$ .00	\$ .00
9213 IDEA PRESCHOOL SPEC ED FY2013 \$.00	.00	.00	.00	.00	\$ .00	\$ .00	\$ .00
9214 IDEA PRESCHOOL SPEC ED FY2013 \$.00	.00	.00	.00	.00	\$ .00	\$ .00	\$ .00
9215 IDEA PRESCHOOL SPEC ED FY2015 \$.00	.00	.00	.00	.00	\$ .00	\$ .00	\$ .00
9216 IDEA PRESCHOOL SPEC ED FY2016 \$.00	.00	.00	.00	.00	\$ .00	\$ .00	\$ .00
9217 IDEA PRESCHOOL SPEC ED FY2017 \$.00	.00	.00	.00	.00	\$ .00	\$ .00	\$ .00
932N IDEA B FY2010 STIMULUS \$.00	.00	.00	.00	.00	\$ .00	\$ .00	\$ .00
932O IDEA B FY2011 STIMULUS \$.00	.00	.00	.00	.00	\$ .00	\$ .00	\$ .00
9718 IDEA \$.00	.00	.00	.00	.00	\$ .00	\$ .00	\$ .00
TOT 587:	.00	.00	.00	.00	\$ .00	\$ .00	\$ .00
=====							
*****							
** FUND 590 **							
*****							
9014 IMPROVING TEACHER QUALITY FY14 \$.00	.00	.00	.00	.00	\$ .00	\$ .00	\$ .00
9209 IMPROVING TEACHER QUALITY FY2009 \$.00	.00	.00	.00	.00	\$ .00	\$ .00	\$ .00
9210 IMPROVING TEACHER QUALITY FY2010 \$.00	.00	.00	.00	.00	\$ .00	\$ .00	\$ .00
9211 IMPROVING TEACHER QUALITY FY2011 \$.00	.00	.00	.00	.00	\$ .00	\$ .00	\$ .00
9212 IMPROVING TEACHER QUALITY FY2012 \$.00	.00	.00	.00	.00	\$ .00	\$ .00	\$ .00
9213 IMPROVING TEACHER QUALITY FY2013 \$.00	.00	.00	.00	.00	\$ .00	\$ .00	\$ .00

MDECA CREATED (FINJOU)

\*\*\* NOTE!! ONLY ACTIVE ACCOUNTS HAVE BEEN SELECTED, TOTALS MAY EXCLUDE AMOUNTS THAT ARE RELATED TO INACTIVE ACCOUNTS. \*\*\*

BEGINNING BALANCE	MTD RECEIPTS	FYTD RECEIPTS	MTD EXPENDITURES	FYTD EXPENDITURES	AVAILABLE BALANCE	TOTAL ENCUMBERED	TOTAL UNENCUMB BALANCE
9214 IMPROVING TEACHER QUALITY FY2014	.00	.00	.00	.00	\$ .00	\$ .00	\$ .00
9215 IMPROVING TEACHER QUALITY FY2015	.00	.00	.00	.00	\$ .00	\$ .00	\$ .00
9216 IMPROVING TEACHER QUALITY FY2016	.00	.00	.00	.00	\$ .00	\$ .00	\$ .00
9217 IMPROVING TEACHER QUALITY FY2017	.00	.00	.00	.00	\$ .00	\$ .00	\$ .00
9218 IMPROVING TEACHER QUALITY FY18	.00	.00	.00	.00	\$ .00	\$ .00	\$ .00
9718 IMPROVING TEACHER QUALITY FY2018	.00	13,394.62	.00	.00	\$13,394.62	\$ .00	\$13,394.62
TOT 590:	.00	13,394.62	.00	.00	\$13,394.62	\$ .00	\$13,394.62
=====							
*****							
** FUND 599 **							
*****							
0000 OTHER MISC FEDERAL GRANTS	.00	15.73	.00	.00	\$15.73	\$ .00	\$15.73
9209 TITLE II-D FY2009	.00	.00	.00	.00	\$ .00	\$ .00	\$ .00
9210 TITLE II-D FY2010	.00	.00	.00	.00	\$ .00	\$ .00	\$ .00
9718 MISC. FED. GRANT	.00	.00	.00	.00	\$ .00	\$ .00	\$ .00
9909 REAP 2008-2009 FEDERAL GRANT	.00	.00	.00	.00	\$ .00	\$ .00	\$ .00
9910 REAP FY2010	.00	.00	.00	.00	\$ .00	\$ .00	\$ .00
9911 REAP FY2011	.00	.00	.00	.00	\$ .00	\$ .00	\$ .00
9912 REAP FY2012	.00	.00	.00	.00	\$ .00	\$ .00	\$ .00
9913 REAP FY2013	.00	.00	.00	.00	\$ .00	\$ .00	\$ .00
9914 REAP FY2014	.00	.00	.00	.00	\$ .00	\$ .00	\$ .00
9915 REAP FY2105	.00	.00	.00	.00	\$ .00	\$ .00	\$ .00
9916 REAP FY2016	.00	14,042.85	.00	7,775.55	\$6,267.30	\$ .00	\$6,267.30

MDECA CREATED (FINJOU)

\*\*\* NOTE!! ONLY ACTIVE ACCOUNTS HAVE BEEN SELECTED, TOTALS MAY EXCLUDE AMOUNTS THAT ARE RELATED TO INACTIVE ACCOUNTS. \*\*\*

	BEGINNING BALANCE	MTD RECEIPTS	FYTD RECEIPTS	MTD EXPENDITURES	FYTD EXPENDITURES	AVAILABLE BALANCE	TOTAL ENCUMBERED	TOTAL UNENCUMB BALANCE
9917 REAP FY2017	\$ .00	.00	49,640.00	.00	25,980.00	\$23,660.00	\$ .00	\$23,660.00
TOT 599:	\$ .00	.00	63,698.58	.00	33,755.55	\$29,943.03	\$ .00	\$29,943.03

=====

GRAND TOTALS:

\$6,703,741.53 673,767.86 4,617,402.96 571,886.54 4,224,413.19 \$7,096,731.30 \$1,112,594.22 \$5,984,137.08

\*\*\* NOTE!! ONLY ACTIVE ACCOUNTS HAVE BEEN SELECTED, TOTALS MAY EXCLUDE AMOUNTS THAT ARE RELATED TO INACTIVE ACCOUNTS. \*\*\*

DATE: 02/01/18  
 TIME: 16:38

BRADFORD EX VILL SD  
 MONTHLY STATEMENT BOARD/ACTIVITY ACCOUNTS - JANUARY

MDECA CREATED (CASSUM) PAGE: 1

FUND/SCC	DESCRIPTION	LAST MONTH'S BALANCE	CURRENT RECEIPTS	CURRENT EXPENDITURES	CURRENT CASH BALANCE
001 0000	GENERAL FUND	5,417,220.28	633,665.55	506,799.91	5,544,085.92
001 9000	GENERAL	67.98-	0.00	0.00	67.98-
001 9002	SED BUS PURCHASE SET-ASIDES DARKE CO	31,156.92	0.00	0.00	31,156.92
001 9003	MH BUS PURCHASE SET-ASIDES - DARKE CO	66,502.99	0.00	0.00	66,502.99
001 9045	GENERAL	5,904.90	0.00	0.00	5,904.90
001 9121	TEXTBOOK AND INSTRUCTIONAL MATERIALS SET-ASID	110,831.33	0.00	203.76	110,627.57
001 9122	CAPITAL MAINTENANCE SET-ASIDES	269,312.32-	0.00	599.98	269,912.30-
001 9194	GENERAL FUND - STATE BUS PURCHASE ALLOWANCE	4,229.48	0.00	0.00	4,229.48
001 9195	GENERAL FUND - PARITY	116,690.81	0.00	0.00	116,690.81
001 9412	GENERAL STATE SETASIDE	113,345.65	0.00	0.00	113,345.65
002 0000	BOND RETIREMENT 4.12 MILLS BOND REG/BLDG 2020	99,309.03	0.00	0.00	99,309.03
002 9020	BOND RETIREMENT .58 MILLS BOND SITE 2020	17,600.23	0.00	0.00	17,600.23
003 0000	PERMANENT IMPROVEMENT FUND	441,263.90	0.00	0.00	441,263.90
006 0000	LUNCHROOM/FOOD SERVICE	51,018.20	19,800.75	21,304.43	49,514.52
007 9000	UNCLAIMED FUNDS	5,709.53	0.00	0.00	5,709.53
007 9900	BRADFORD FIRE & RESCUE SCHOLARSHIP	0.00	0.00	500.00	500.00-
007 9901	CREIGLOW SCHOLARSHIP FUND	1,000.00	0.00	0.00	1,000.00
007 9902	BLESSED DIRECTION INC. SCHOLARSHIP	7,500.00	0.00	2,000.00	5,500.00
007 9903	MAX WEAVER SCHOLARSHIP FUND	500.00	0.00	0.00	500.00
007 9904	CLASS OF 1957 SCHOLARSHIP FUND	0.00	0.00	0.00	0.00
007 9905	MISC SCHOLARSHIP DONATIONS	2,750.00-	0.00	0.00	2,750.00-
007 9906	COVINGTON EAGLES SCHOLARSHIP FUND	3,274.62	0.00	0.00	3,274.62
007 9907	PEPSI AND COCA-COLA SCHOLARSHIP FUNDS	3,000.00	0.00	500.00	2,500.00
007 9908	RICHARD "DICK" HARMON SCHOLARSHIP FUND	28,000.00	0.00	2,500.00	25,500.00
007 9909	VERNON LINDEMAN LINEMAN SCHOLARSHIP	1,000.00	0.00	0.00	1,000.00
007 9910	AAA SCHOLARSHIP FUND	0.00	0.00	0.00	0.00
007 9911	RAY PRUITT SCHOLARSHIP FUND	0.00	0.00	0.00	0.00
007 9912	HAROLD MARKER SCHOLARSHIP FUND	2,000.00	0.00	0.00	2,000.00
007 9994	BRADFORD EDUCATION ASSN. SCHOLARSHIP FUND	0.00	0.00	0.00	0.00
007 9996	PRODUCTION PAINT FINISHERS GRANT/SPECIAL TRUS	2,007.99-	0.00	2,000.00	4,007.99-
008 0000	BEARD ENDOWMENT	10,186.65	12.39	0.00	10,199.04
008 9202	WADE KINDERGARTEN	44,882.21	54.61	0.00	44,936.82
010 0000	CLASSROOM FACILITIES	0.00	0.00	0.00	0.00
018 0000	PUBLIC SUPPORT SCHOOL FUND	35,548.33	1,002.80	413.25	36,137.88
019 9001	SHOPA KIDS IN NEED FOUNDATION GRANT	0.35	0.00	0.00	0.35
019 9002	MIAMI COUNTY FOUNDATION -HS MUSIC DEPARTMENT	0.00	0.00	0.00	0.00
019 9003	MIAMI COUNTY FOUNDATION-FEELING GOOD MILE HIG	1.84	0.00	0.00	1.84
019 9004	RADIO & TEL NEWS DIRECTORS FOUND MEDIA TECH	174.02	0.00	0.00	174.02
019 9005	ECO GARDEN GRANT MIAMI COUNTY PARK DISTRICT	500.00	0.00	0.00	500.00
019 9006	ECO GARDEN GRANT- TROY FOUNDATION	0.00	0.00	0.00	0.00
019 9007	REED - VALEDICTORIAN/MEMORIAL	309.58	0.00	0.00	309.58
019 9008	MIAMI COUNTY FOUNDATION ECO GARDEN GRANT	3.75	0.00	0.00	3.75
019 9009	ELEMENTARY ART - TROY FOUNDATION	12.91	0.00	0.00	12.91
019 9011	MIAMI COUNTY FOUNDATION ALL ABOARD PROGRAM	102.22	0.00	0.00	102.22
019 9012	MAC GRANT	1,093.18	0.00	0.00	1,093.18
019 9013	ALL-ABOARD- OTHER GRANT	0.00	0.00	0.00	0.00
019 9014	TROY FOUNDATION SUMMER ART CAMP	0.00	0.00	0.00	0.00
019 9015	MIAMI COUNTY FOUNDATION ELEMENTARY GRANT	20.25	0.00	0.00	20.25
019 9016	PTO-ELEMENTARY TECHNOLOGY GRANT	0.00	0.00	0.00	0.00
019 9017	EAGLES-COVINGTON DONATION	5,927.64	0.00	0.00	5,927.64
019 9018	MIAMI COUNTY FOUNDATION-ART DISCOVERY CAMP	512.62	0.00	0.00	512.62
019 9019	MIAMI COUNTY FOUNDATION FALL/ELE HEALTH	0.00	0.00	0.00	0.00

DATE: 02/01/18  
 TIME: 16:38

BRADFORD EX VILL. SD  
 MONTHLY STATEMENT BOARD/ACTIVITY ACCOUNTS - JANUARY

PAGE: 3  
 MDECA CREATED (CASSUM)

FUND/SCC	DESCRIPTION	LAST MONTH'S BALANCE	CURRENT RECEIPTS	CURRENT EXPENDITURES	CURRENT CASH BALANCE
452 9207	SCHOOLNET PROF DEV FY2007	0.00	0.00	0.00	0.00
452 9208	SCHOOLNET PROF DEV FY2008	0.00	0.00	0.00	0.00
452 9209	SCHOOLNET PROF DEV FY2009	0.00	0.00	0.00	0.00
452 9210	SCHOOLNET PROF DEV FY2010	0.00	0.00	0.00	0.00
454 9202	TECH EQUITY FY 2002	0.00	0.00	0.00	0.00
454 9203	TECH EQUITY FY03	0.00	0.00	0.00	0.00
458 9203	IVDL FY 2003 TOBACCO SETTLEMENT	0.00	0.00	0.00	0.00
459 9003	OHIO READS FY 2003 VOLUNTEER	0.00	0.00	0.00	0.00
459 9004	OHIO READS FY 2004 VOLUNTEER	0.00	0.00	0.00	0.00
459 9005	OHIO READS FY2005 VOLUNTEER	0.00	0.00	0.00	0.00
459 9006	OHIO READS FY 2006 VOLUNTEER	0.00	0.00	0.00	0.00
459 9007	OHIO READS FY2007 VOLUNTEER GRANT	0.00	0.00	0.00	0.00
459 9201	OHIO READS FY 2001 VOLUNTEER	0.00	0.00	0.00	0.00
459 9202	OHIO READS FY 2002	0.00	0.00	0.00	0.00
459 9203	OHIO READS FY 2003 #15044	0.00	0.00	0.00	0.00
459 9204	OHIO READS CONTINUATION GRANT FY 2004 003368	0.00	0.00	0.00	0.00
459 9205	OhioReads FY 2005	0.00	0.00	0.00	0.00
459 9206	OHIO READS FY 2006	0.00	0.00	0.00	0.00
459 9207	OHIO READS GRANT FY2007	0.00	0.00	0.00	0.00
459 9902	OHIO READS SUMMER 2002	0.00	0.00	0.00	0.00
459 9903	OHIO READS NEW SUMMER COMMUNITY #35173	0.00	0.00	0.00	0.00
460 9204	STUDENT INTERVENTION GRADES 9-10 FY 05	0.00	0.00	0.00	0.00
460 9205	STUDENT INTERVENTION GRADES 1-4 FY 2005	0.00	0.00	0.00	0.00
499 9207	FY2007 GIFTED SUPPLEMENTAL FUNDS	0.00	0.00	0.00	0.00
499 9208	GIFTED SUPPLEMENTAL FUNDS FY2008	0.00	0.00	0.00	0.00
499 9209	GIFTED SUPPLEMENTAL FUNDS FY2009	0.00	0.00	0.00	0.00
499 9210	SAFE ROUTES TO SCHOOL GRANT FY2010	0.00	0.00	0.00	0.00
499 9211	MISC. STATE GRANT SCHOOL IMPR INCENT AWARD	0.00	0.00	0.00	0.00
499 9214	OSFC SAFETY AND SECURITY GRANT	0.00	0.00	0.00	0.00
499 9907	OHIO CORE IMPLEMENTATION GRANT	0.00	0.00	0.00	0.00
499 9909	ADVANCED ENERGY GRANT - OHIO DEPT OF DEVELOPM	0.00	0.00	0.00	0.00
504 0000	ED JOBS FUND	0.00	0.00	0.00	0.00
506 0000	RACE TO THE TOP FEDERAL FUNDS	0.00	0.00	0.00	0.00
516 9206	IDEA PART B FY 2006	0.00	0.00	0.00	0.00
516 9207	IDEA PART B FY2007 (FLOW-THRU)	0.00	0.00	0.00	0.00
516 9208	IDEA B SPECIAL ED FY2008 FLOW THRU	0.00	0.00	0.00	0.00
516 9209	IDEA B SPECIAL ED FY2009 FLOWTHRU	0.00	0.00	0.00	0.00
516 9210	IDEA B SPECIAL ED FY2010	0.00	0.00	0.00	0.00
516 9211	IDEA B SPECIAL ED FY2011	0.00	0.00	0.00	0.00
516 9212	IDEA B SPECIAL ED FY2012	0.00	0.00	0.00	0.00
516 9213	IDEA B SPECIAL ED FY2013	0.00	0.00	0.00	0.00
516 9214	IDEA B SPECIAL ED FY2014	0.00	0.00	0.00	0.00
516 9215	IDEA B SPECIAL ED FY2015	0.00	0.00	0.00	0.00
516 9216	IDEA B SPECIAL ED FY2016	0.00	0.00	0.00	0.00
516 9217	IDEA B SPECIAL ED FY2017	0.00	0.00	0.00	0.00
516 932N	SPECIAL ED - ARRA STIMULUS	0.00	0.00	0.00	0.00
516 932O	SPECIAL ED - ARRA STIMULUS	0.00	0.00	0.00	0.00
516 9718	IDEA PART B	0.00	0.00	0.00	0.00
532 932N	STATE FISCAL STABILIZATION FUND (SFSF) STIMUL	0.00	0.00	0.00	0.00
532 932O	STATE FISCAL STABILIZATION FUND (SFSF) STIMUL	0.00	0.00	0.00	0.00
533 9210	TITLE II-TECH FY2010	0.00	0.00	0.00	0.00

DATE: 02/01/18  
 TIME: 16:38

BRADFORD EX VILL SD  
 MONTHLY STATEMENT BOARD/ACTIVITY ACCOUNTS - JANUARY

PAGE: 5  
 MDECA CREATED (CASSUM)

FUND/SCC	DESCRIPTION	LAST MONTH'S BALANCE	CURRENT RECEIPTS	CURRENT EXPENDITURES	CURRENT CASH BALANCE
590 9005	IMPROVING TCHR QUALITY (FY 04 Carryover) FY05	0.00	0.00	0.00	0.00
590 9014	IMPROVING TEACHER QUALITY FY14	0.00	0.00	0.00	0.00
590 9203	TITLE II-A FY 2003 IMPROVING TEACHER QUALITY	0.00	0.00	0.00	0.00
590 9204	IMPROVING TEACHER QUALITY FY 2004	0.00	0.00	0.00	0.00
590 9205	IMPROVING TCHR QUALITY FY 2005	0.00	0.00	0.00	0.00
590 9206	IMPROVING TCHR QUALITY FY 2006	0.00	0.00	0.00	0.00
590 9207	IMPROVING TEACHER QUALITY FY2007	0.00	0.00	0.00	0.00
590 9208	IMPROVING TEACHER QUALITY FY2008	0.00	0.00	0.00	0.00
590 9209	IMPROVING TEACHER QUALITY FY2009	0.00	0.00	0.00	0.00
590 9210	IMPROVING TEACHER QUALITY FY2010	0.00	0.00	0.00	0.00
590 9211	IMPROVING TEACHER QUALITY FY2011	0.00	0.00	0.00	0.00
590 9212	IMPROVING TEACHER QUALITY FY2012	0.00	0.00	0.00	0.00
590 9213	IMPROVING TEACHER QUALITY FY2013	0.00	0.00	0.00	0.00
590 9214	IMPROVING TEACHER QUALITY FY2014	0.00	0.00	0.00	0.00
590 9215	IMPROVING TEACHER QUALITY FY2015	0.00	0.00	0.00	0.00
590 9216	IMPROVING TEACHER QUALITY FY2016	0.00	0.00	0.00	0.00
590 9217	IMPROVING TEACHER QUALITY FY2017	0.00	0.00	0.00	0.00
590 9218	IMPROVING TEACHER QUALITY FY18	0.00	0.00	0.00	0.00
590 9718	IMPROVING TEACHER QUALITY FY2018	13,394.62	0.00	0.00	13,394.62
599 0000	OTHER MISC FEDERAL GRANTS	15.73	0.00	0.00	15.73
599 9001	FEMA MISC FEDERAL GRANT	0.00	0.00	0.00	0.00
599 9002	Assistive Technology Infusion Project Rd#2	0.00	0.00	0.00	0.00
599 9003	ASSISTIVE TECH INFUSION PROJECT Rd#3	0.00	0.00	0.00	0.00
599 9004	ATIP ROUND #4	0.00	0.00	0.00	0.00
599 9006	NATIONAL ARCHERY IN SCHOOLS PROGRAM	0.00	0.00	0.00	0.00
599 9203	TITLE II-D TECHNOLOGY	0.00	0.00	0.00	0.00
599 9204	TITLE II-D FY 2004 TECHNOLOGY	0.00	0.00	0.00	0.00
599 9205	TITLE II-D FY 2005	0.00	0.00	0.00	0.00
599 9206	TITLE II-D FY 2006	0.00	0.00	0.00	0.00
599 9207	TITLE II-D FY2007	0.00	0.00	0.00	0.00
599 9208	TITLE II-D FY2008	0.00	0.00	0.00	0.00
599 9209	TITLE II-D FY2009	0.00	0.00	0.00	0.00
599 9210	TITLE II-D FY2010	0.00	0.00	0.00	0.00
599 9718	MISC. FED. GRANT	0.00	0.00	0.00	0.00
599 9905	REAP FEDERAL GRANT FY 2005	0.00	0.00	0.00	0.00
599 9907	REAP GRANT 2006 (FY2007)	0.00	0.00	0.00	0.00
599 9908	REAP 2007 (FY2008) FEDERAL GRANT	0.00	0.00	0.00	0.00
599 9909	REAP 2008-2009 FEDERAL GRANT	0.00	0.00	0.00	0.00
599 9910	REAP FY2010	0.00	0.00	0.00	0.00
599 9911	REAP FY2011	0.00	0.00	0.00	0.00
599 9912	REAP FY2012	0.00	0.00	0.00	0.00
599 9913	REAP FY2013	0.00	0.00	0.00	0.00
599 9914	REAP FY2014	0.00	0.00	0.00	0.00
599 9915	REAP FY2105	0.00	0.00	0.00	0.00
599 9916	REAP FY2016	6,267.30	0.00	0.00	6,267.30
599 9917	REAP FY2017	23,660.00	0.00	0.00	23,660.00
GRAND TOTAL ALL FUNDS		6,994,949.98	673,767.86	571,986.54	7,096,731.30

Date: 2/01/18

NEGATIVE BUDGET REPORT  
Processing Month: January 2018  
BRADFORD EX VILL SD

Page: 1  
(NEGBUD)

Obj	Sec	Subject	Opu	Il	Job	Account Description	FYTD Budget	MTD Expended	FYTD Expended	Current Encumbered	Unencumbered Balance
Fund: 001	Func: 7410										
001	7410	921	0000	000	00	000 ADVANCES OUT	.00	10,000.00	108,917.59	.00	108,917.59-
	** Fund 001	Sec	0000	Totals			.00	10,000.00	108,917.59	.00	108,917.59-
Grand Total All Funds							.00	10,000.00	108,917.59	.00	108,917.59-

BRADFORD EX VILL SD  
 APPROPRIATION COMPLIANCE VERIFICATION  
 Based On Expendable Amount  
 Summary Report By Fund

FUND	DESCRIPTION	BEGIN CASH	REVSUM TOTAL	APPSUM TOTAL	CASH+REVS-APPS	ACTUAL FYTD RECEIPT
Total Fund 001	GENERAL	5,261,260.44	7,049,826.00	8,707,705.42	3,597,381.02	4,125,317.34
Total Fund 002	BOND RETIREMENT	186,858.12	111,133.00	128,718.00	169,273.12	48,023.92
Total Fund 003	PERMANENT IMPROVEMENT	489,183.90	0.00	169,209.15	319,974.75	0.00
Total Fund 006	FOOD SERVICE	67,541.44	253,350.00	286,036.79	34,854.65	121,049.39
Total Fund 007	SPECIAL TRUST	50,726.16	19,700.00	28,750.00	41,676.16	3,500.00
Total Fund 008	ENDOWMENT	54,727.74	600.00	4,000.00	51,327.74	408.12
Total Fund 010	CLASSROOM FACILITIES	0.00	0.00	0.00	0.00	0.00
Total Fund 018	PUBLIC SCHOOL SUPPORT	33,783.12	26,300.00	31,475.93	28,607.19	18,123.38
Total Fund 019	OTHER GRANT	17,266.58	5,400.00	11,517.15	11,149.43	6,800.00
Total Fund 020	SPECIAL ENTERPRISE FUND	0.00	0.00	0.00	0.00	0.00
Total Fund 022	DISTRICT AGENCY	0.00	1,500.00	1,375.50	124.50	1,000.00
Total Fund 034	CLASSROOM FACILITIES MAINT.	502,200.52	44,952.08	150,466.45	396,686.15	8,510.81
Total Fund 200	STUDENT MANAGED ACTIVITY	26,823.32	27,315.00	40,624.44	13,513.88	23,554.09
Total Fund 300	DISTRICT MANAGED ACTIVITY	13,370.19	129,457.00	142,690.48	136.71	67,032.44
Total Fund 416	TEACHER DEVELOPMENT	0.00	0.00	0.00	0.00	0.00
Total Fund 432	MANAGEMENT INFORMATION SYSTEM	0.00	0.00	0.00	0.00	0.00
Total Fund 450	SCHOOLNET EQUIP/INFRASTRUCTURE	0.00	0.00	0.00	0.00	0.00
Total Fund 451	DATA COMMUNICATION FUND	0.00	0.00	0.00	0.00	1,800.00
Total Fund 452	SCHOOLNET PROFESS. DEVELOPMENT	0.00	0.00	0.00	0.00	0.00
Total Fund 454	* Invalid fund per the blue book	0.00	0.00	0.00	0.00	0.00
Total Fund 458	* Invalid fund per the blue book	0.00	0.00	0.00	0.00	0.00
Total Fund 459	OHIO READS	0.00	0.00	0.00	0.00	0.00
Total Fund 460	SUMMER INTERVENTION	0.00	0.00	0.00	0.00	0.00
Total Fund 499	MISCELLANEOUS STATE GRANT FUND	0.00	0.00	0.00	0.00	0.00
Total Fund 504	* Invalid fund per the blue book	0.00	0.00	0.00	0.00	0.00
Total Fund 506	RACE TO THE TOP	0.00	0.00	0.00	0.00	0.00
Total Fund 516	IDEA PART B GRANTS	0.00	134,475.86	0.00	134,475.86	0.00
Total Fund 532	* Invalid fund per the blue book	0.00	0.00	0.00	0.00	0.00
Total Fund 533	TITLE II D - TECHNOLOGY	0.00	0.00	0.00	0.00	0.00
Total Fund 572	TITLE I DISADVANTAGED CHILDREN	0.00	162,433.25	162,433.25	0.00	115,190.27
Total Fund 573	TITLE V INNOVATIVE EDUC PGM	0.00	0.00	0.00	0.00	0.00
Total Fund 584	DRUG FREE SCHOOL GRANT FUND	0.00	0.00	0.00	0.00	0.00
Total Fund 587	IDEA PRESCHOOL-HANDICAPPED	0.00	3,062.04	0.00	3,062.04	0.00
Total Fund 590	IMPROVING TEACHER QUALITY	0.00	0.00	0.00	0.00	0.00
Total Fund 599	MISCELLANEOUS FED. GRANT FUND	0.00	43,950.55	43,950.55	0.00	13,394.62
Grand Totals:						63,698.58

6,703,741.53 8,007,454.78 9,908,953.11 4,802,243.20 4,617,402.96



DATE: 02/01/18  
TIME: 15:30

BALANCE CHECK REPORT  
BRADFORD EX VILL SD

PAGE 1  
(BALCHK)

ALL FUNDS

MONTH TO DATE EXPENDITURES  
BUDGET ACCOUNTS 571,986.54  
CASH ACCOUNTS 571,986.54  
APPROP ACCOUNTS 571,986.54

YEAR TO DATE EXPENDITURES  
BUDGET ACCOUNTS 571,986.54  
CASH ACCOUNTS 571,986.54  
APPROP ACCOUNTS 571,986.54

FISCAL YR TO DATE EXPENDITURES  
BUDGET ACCOUNTS 4,224,413.19  
CASH ACCOUNTS 4,224,413.19  
APPROP ACCOUNTS 4,224,413.19

PROJECT YR TO DATE EXPENDITURES  
BUDGET ACCOUNTS 98,441.17  
CASH ACCOUNTS 98,441.17  
APPROP ACCOUNTS 98,441.17

MONTH TO DATE REVENUE  
REVENUE ACCOUNTS 673,767.86  
CASH ACCOUNTS 673,767.86

YEAR TO DATE REVENUE  
REVENUE ACCOUNTS 673,767.86  
CASH ACCOUNTS 673,767.86

FISCAL YR TO DATE REVENUE  
REVENUE ACCOUNTS 4,617,402.96  
CASH ACCOUNTS 4,617,402.96

PROJECT YR TO DATE REVENUE

CASH ACCOUNTS  
113,201.19

REVENUE ACCOUNTS  
113,201.19

DATE: 02/01/18  
TIME: 15:30

BALANCE CHECK REPORT  
BRADFORD EX VILL SD

PAGE 2  
(BALCHK)

ALL FUNDS

OPEN P. O. FILE	1,112,594.22	APPROP ACCOUNTS	1,112,594.22
APPROP ACCOUNTS	10,000.00	REVENUE ACCOUNTS	10,000.00
APPROP ACCOUNTS	10,000.00	REVENUE ACCOUNTS	10,000.00
APPROP ACCOUNTS	108,917.59	REVENUE ACCOUNTS	108,917.59

CURRENT ENCUMBRANCES			
BUDGET ACCOUNTS	1,112,594.22	BUDGET ACCOUNTS	1,112,594.22

MONTH TO DATE TRANSFERS			
BUDGET ACCOUNTS	10,000.00	BUDGET ACCOUNTS	10,000.00

YEAR TO DATE TRANSFERS			
BUDGET ACCOUNTS	10,000.00	BUDGET ACCOUNTS	10,000.00

FISCAL YTD TRANSFERS			
BUDGET ACCOUNTS	108,917.59	BUDGET ACCOUNTS	108,917.59